



# Apply Authorization

## Overview


The Force System Management module Apply Authorization process provides the ability to associate a UIC to an Authorization, or an Authorization to a UIC.

## Navigation

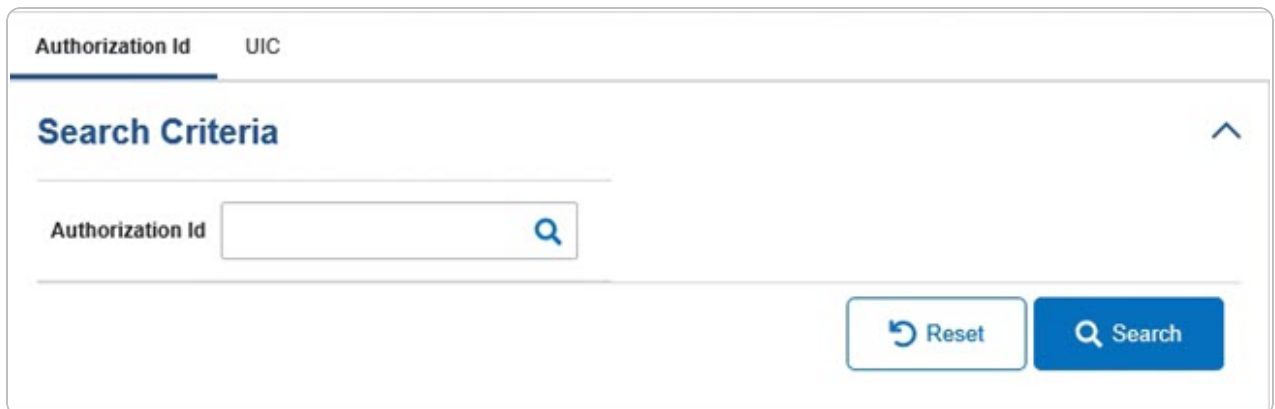
Authorization MGMT > Apply Authorization > Apply Authorization page

## Procedures


### Search for an Authorization ID

One or more of the Search Criteria fields can be entered to isolate the results. By default, all results are displayed. Selecting  at any point of this procedure returns all fields to the default "All" setting.

1. Select the Authorization ID tab.



The screenshot shows a web interface with two tabs: "Authorization Id" (selected) and "UIC". Below the tabs is a section titled "Search Criteria" with an upward-pointing arrow. There is a search input field labeled "Authorization Id" with a magnifying glass icon. At the bottom right of the search area are two buttons: "Reset" (with a circular arrow icon) and "Search" (with a magnifying glass icon).

2. Select . The results appear in the **Authorization ID Search Results** panel.





## Help Reference Guide

**Search Results**

AUTHORIZATION ID: 102319b | AUTHORIZATION DESCRIPTION: tst2 | PLATFORM: Admin | MISSION DESCRIPTION: tst2

Grid Options | + Add | Delete | Details | Save | **Reset**

Site Id	Accountable UIC	UIC	UIC Name	Major Command Code	Organization Id	DoDAAC
FH-AFHAF	FE1824	FE1824	NEW ORLEANS F15 CRF LA	4Z	CRK UIC	FE1824
FH-AFHAF	FE6101	FE6101	ROBINS ANG GA	4Z	FE6101-FE6101	FE6101

Selected 02 | 1 | 10 items per page | 1 - 2 of 2 items

### Add a UIC

- Select . The **UIC Browse** pop-up window appears.


**Search Results**

AUTHORIZATION ID: 102319b | AUTHORIZATION DESCRIPTION: tst2 | PLATFORM: Admin | MISSION DESCRIPTION: tst2


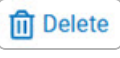

Grid Options | + Add | Delete | Details | **Save** | Reset

Site Id	Accountable UIC	UIC	UIC Name	Major Command Code	Organization Id	DoDAAC
FH-AFHAF	FE4654	BPU000	BPU000	2H	0000CEF60000	FE4654
FH-AFHAF	FE1824	FE1824	NEW ORLEANS F15 CRF LA	4Z	CRK UIC	FE1824
FH-AFHAF	FE6101	FE6101	ROBINS ANG GA	4Z	FE6101-FE6101	FE6101

Selected 03 | 1 | 10 items per page | 1 - 3 of 3 items

- Select . The fields close and the record is permanently added to the **Authorization Id Search Results** panel.

### Delete a UIC

- Click  to select the desired entry. The UIC record is highlighted, and  and  become available.





**Search Results**

AUTHORIZATION ID: 102319b | AUTHORIZATION DESCRIPTION: tst2 | PLATFORM: Admin | MISSION DESCRIPTION: tst2



Grid Options | + Add | Delete | Details | Save | Reset

Site Id	Accountable UIC	UIC	UIC Name	Major Command Code	Organization Id	DoDAAC	
<input checked="" type="checkbox"/>	FH-AFHAF	FE4654	BPU000	BPU000	2H	0000CEF60000	FE4654
<input type="checkbox"/>	FH-AFHAF	FE1824	FE1824	NEW ORLEANS F15 CRF LA	4Z	CRK UIC	FE1824
<input type="checkbox"/>	FH-AFHAF	FE6101	FE6101	ROBINS ANG GA	4Z	FE6101-FE6101	FE6101

Selected 1/3 | 10 items per page | 1 - 3 of 3 items

2. Select . The **Delete UIC From Authorization** pop-up window appears.

## View the Details of a UIC

1. Click  to select the desired entry. The UIC record is highlighted, and  and  become available.

**Search Results**

AUTHORIZATION ID: 102319b | AUTHORIZATION DESCRIPTION: tst2 | PLATFORM: Admin | MISSION DESCRIPTION: tst2

Grid Options | + Add | Delete | Details | Save | Reset

Site Id	Accountable UIC	UIC	UIC Name	Major Command Code	Organization Id	DoDAAC	
<input checked="" type="checkbox"/>	FH-AFHAF	FE4654	BPU000	BPU000	2H	0000CEF60000	FE4654
<input type="checkbox"/>	FH-AFHAF	FE1824	FE1824	NEW ORLEANS F15 CRF LA	4Z	CRK UIC	FE1824
<input type="checkbox"/>	FH-AFHAF	FE6101	FE6101	ROBINS ANG GA	4Z	FE6101-FE6101	FE6101

Selected 1/3 | 10 items per page | 1 - 3 of 3 items

2. Select . The **Review Authorization** page appears.





**Search Criteria** [Dropdown Arrow]

**Search Results** [Up Arrow]

Grid Options [Dropdown] Save [Icon] Reset [Icon] Details [Icon]

UIC	Org Id	DoDAAC	Authorization Id	Platform	Stock Number	Readiness Code	UTC	FReq Qty	FAuth Qty	Match Qty	OReq Qty	DAuth Qty
BPU000	0000CEFG000	FE4854	158AABL	WRMBOBBA5E	6110000872585	D	XFABL2	0	0	Off	0	0
BPU000	0000CEFG000	FE4854	158AABL	WRMBOBBA5E	8340015120677	D	XFABL	0	528	Off	0	528
BPU000	0000CEFG000	FE4854	158AABL	WRMBOBBA5E	8145015121201	D	XFABL	0	528	Off	0	528
BPU000	0000CEFG000	FE4854	45082	Admin	1005000032251	A	UTC1	2	2	On	2	2
BPU000	0000CEFG000	FE4854	1234567	Admin	5110000724712	A	ut1	5	6	Off	5	6
BPU000	0000CEFG000	FE4854	1234567	Admin	5110005416730	A	ut1	5	5	On	5	5
BPU000	0000CEFG000	FE4854	1234567	Admin	5120002242681	A	ut2	5	5	On	5	5
BPU000	0000CEFG000	FE4854	1234567	Admin	5895016311930	A	ut1	5	5	Off	5	5

## Search for a UIC

1. Select the UIC tab.

Authorization Id    **UIC**

**Search Criteria** [Up Arrow]

UIC  [Search Icon]

[Reset] [Search]

2. Select . The results appear in the **UIC Search Results** panel.





## Help Reference Guide

### Search Results

<b>UIC</b> BPU1AQ	<b>UIC NAME</b> BPU1AQ	<b>ORGANIZATION ID</b> 0000CEF6G000	<b>DODAAC</b> FE4654
----------------------	---------------------------	--	-------------------------

<input type="checkbox"/>	Authorization Id ↑	Authorization Desc	Platform	Mission Description
<input type="checkbox"/>	1234567	1234567 desc	Admin	1234567 mission
<input type="checkbox"/>	252AC1B	Flightline Tools	252 - HH060G	Flightline Tools
<input type="checkbox"/>	341DCB		323-HD071G	
<input type="checkbox"/>	ACD123	ACD regression		ACD regression
<input type="checkbox"/>	hello			

Selected 0/5      10 items per page

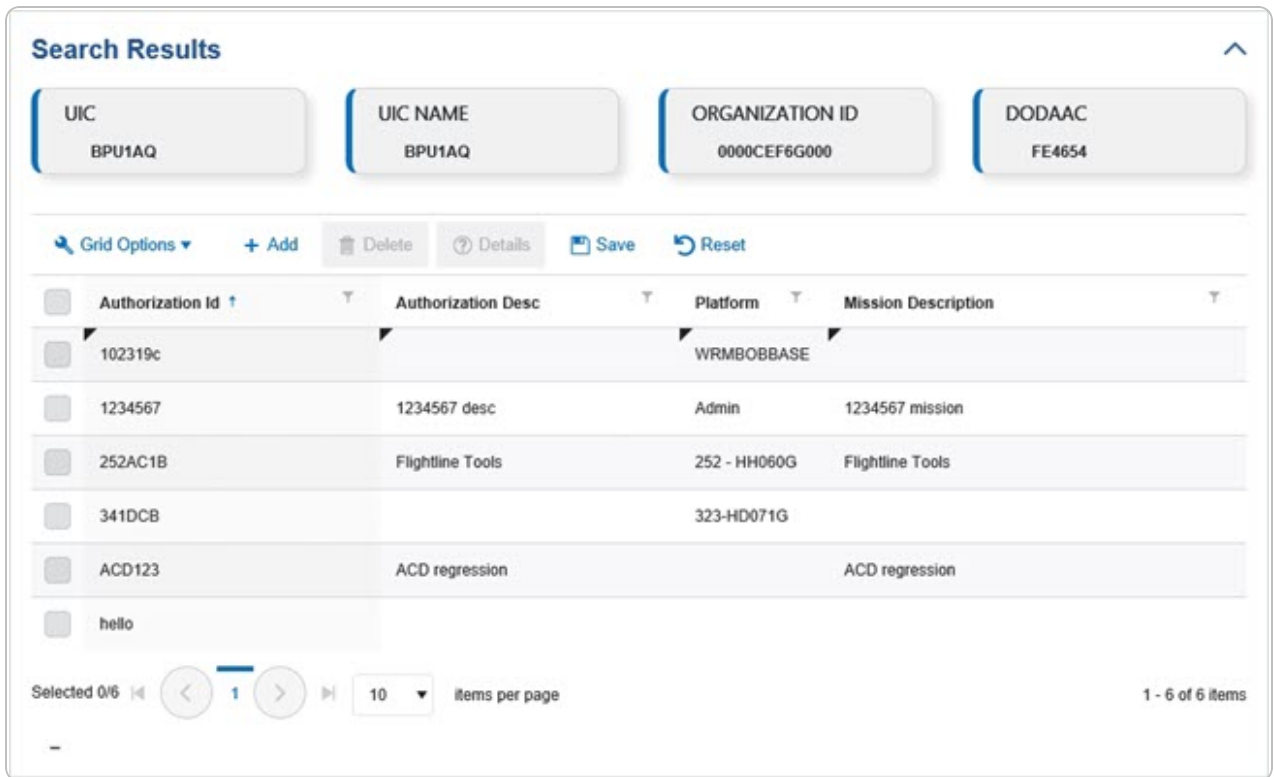
1 - 5 of 5 items






## Add an Authorization ID

1. Select . The **Authorization Browse** pop-up window appears.





The screenshot shows the 'Search Results' panel. At the top, there are four filter buttons: UIC (BPU1AQ), UIC NAME (BPU1AQ), ORGANIZATION ID (0000CEF6G000), and DODAAC (FE4654). Below these are action buttons: Grid Options, + Add, Delete, Details, Save, and Reset. A table lists search results with columns for Authorization Id, Authorization Desc, Platform, and Mission Description. The first row is highlighted. At the bottom, there is a pagination control showing 'Selected 0/6', navigation arrows, a page number '1', a dropdown for '10' items per page, and '1 - 6 of 6 items'.

Authorization Id	Authorization Desc	Platform	Mission Description
102319c		WRMBOBBASE	
1234567	1234567 desc	Admin	1234567 mission
252AC1B	Flightline Tools	252 - HH060G	Flightline Tools
341DCB		323-HD071G	
ACD123	ACD regression		ACD regression
hello			

2. Select . The fields close and the record is permanently added to the **UIC Search Results** panel.

## Delete an Authorization ID

1. Click  to select the desired entry. The **Authorization ID** record is highlighted, and  and  become available.





**Search Results**

UIC: BPU1AQ    UIC NAME: BPU1AQ    ORGANIZATION ID: 0000CEF6G000    DODAAC: FE4654



Grid Options ▾   + Add   Delete   Details   Save   Reset

<input type="checkbox"/>	Authorization Id ↑	Authorization Desc	Platform	Mission Description
<input type="checkbox"/>	102319c		WRMBOBBASE	
<input type="checkbox"/>	1234567	1234567 desc	Admin	1234567 mission
<input checked="" type="checkbox"/>	252AC1B	Flightline Tools	252 - HH060G	Flightline Tools
<input type="checkbox"/>	341DCB		323-HD071G	
<input type="checkbox"/>	ACD123	ACD regression		ACD regression
<input type="checkbox"/>	hello			

Selected 1/6   1   10 items per page   1 - 6 of 6 items

2. Select . The **Delete UIC From Authorization** pop-up window appears.

### View the Details of a Authorization Id

1. Click  to select the desired entry. The UIC record is highlighted, and  and  become available.





## Help Reference Guide

**Search Results**

BPU1AQ    
  BPU1AQ    
  0000CEF6G000    
  FE4654

[Grid Options](#)  
 [+ Add](#)  
 [Delete](#)  
 [Details](#)  
 [Save](#)  
 [Reset](#)

<input type="checkbox"/>	Authorization Id ↑	Authorization Desc	Platform	Mission Description
<input type="checkbox"/>	102319c		WRMBOBBASE	
<input type="checkbox"/>	1234567	1234567 desc	Admin	1234567 mission
<input checked="" type="checkbox"/>	252AC1B	Flightline Tools	252 - HH060G	Flightline Tools
<input type="checkbox"/>	341DCB		323-HD071G	
<input type="checkbox"/>	ACD123	ACD regression		ACD regression
<input type="checkbox"/>	hello			

Selected 1/6    10 items per page    1 - 6 of 6 items

2. Select [Details](#). The **Review Authorization** page appears.

**Search Criteria**

**Search Results**

[Grid Options](#)  
 [Save](#)  
 [Reset](#)  
 [Details](#)


<input type="checkbox"/>	UIC ↑	Org Id	DODAAC	Authorization Id	Platform	Stock Number	Readiness Code	UTC	FReq Qty	FAuth Qty	Match Qty	OrReq Qty	DAuth Qty
<input type="checkbox"/>	BPU000	0000CEF6G000	FE4654	150AABL	WRMBOBBASE	6110000872505	D	XFABL2	0	0	Off	0	0
<input type="checkbox"/>	BPU000	0000CEF6G000	FE4654	150AABL	WRMBOBBASE	8340015120077	D	XFABL	0	528	Off	0	528
<input type="checkbox"/>	BPU000	0000CEF6G000	FE4654	150AABL	WRMBOBBASE	8145015121201	D	XFABL	0	528	Off	0	528
<input type="checkbox"/>	BPU000	0000CEF6G000	FE4654	45082	Admin	1005000032251	A	UTC1	2	2	On	2	2
<input type="checkbox"/>	BPU000	0000CEF6G000	FE4654	1234567	Admin	5110000724712	A	ut1	5	6	Off	5	6
<input type="checkbox"/>	BPU000	0000CEF6G000	FE4654	1234567	Admin	5110005416730	A	ut1	5	5	On	5	5
<input type="checkbox"/>	BPU000	0000CEF6G000	FE4654	1234567	Admin	5120002242681	A	ut2	5	5	On	5	5
<input type="checkbox"/>	BPU000	0000CEF6G000	FE4654	1234567	Admin	5895014311930	A	ut1	5	5	Off	5	5






# Delete an Authorization from a UIC



## Navigation

Authorization MGMT > Apply Authorization >  (desired record) >  > Delete an Authorization from a UIC pop-up window

## Procedures

### Delete an Authorization from a UIC

Selecting  at any point of this procedure removes all revisions and closes the page. **Bold** numbered steps are required.

1. Click  to select the desired entry. *The Authorization ID record is highlighted, and  and  become available.*





**Search Results**

UIC: BPU1AQ    UIC NAME: BPU1AQ    ORGANIZATION ID: 0000CEF6G000    DODAAC: FE4654

Grid Options ▾   + Add   Delete   Details   Save   Reset

<input type="checkbox"/>	Authorization Id ↑	Authorization Desc	Platform	Mission Description
<input type="checkbox"/>	102319c		WRMBOBBASE	
<input type="checkbox"/>	1234567	1234567 desc	Admin	1234567 mission
<input checked="" type="checkbox"/>	252AC1B	Flightline Tools	252 - HH060G	Flightline Tools
<input type="checkbox"/>	341DCB		323-HD071G	
<input type="checkbox"/>	ACD123	ACD regression		ACD regression
<input type="checkbox"/>	hello			

Selected 1/6   1   10 items per page   1 - 6 of 6 items

2. Select . The **Delete Authorization from a UIC** pop-up window appears.





### Delete Authorization from UIC ✕

Are you sure you want to delete the Authorization from the UIC? Any related organization level quantities will also be deleted.

---

**History Remarks**

---


3. Select  . The Authorization ID is removed from the UIC.






## Delete a UIC from an Authorization



### Navigation

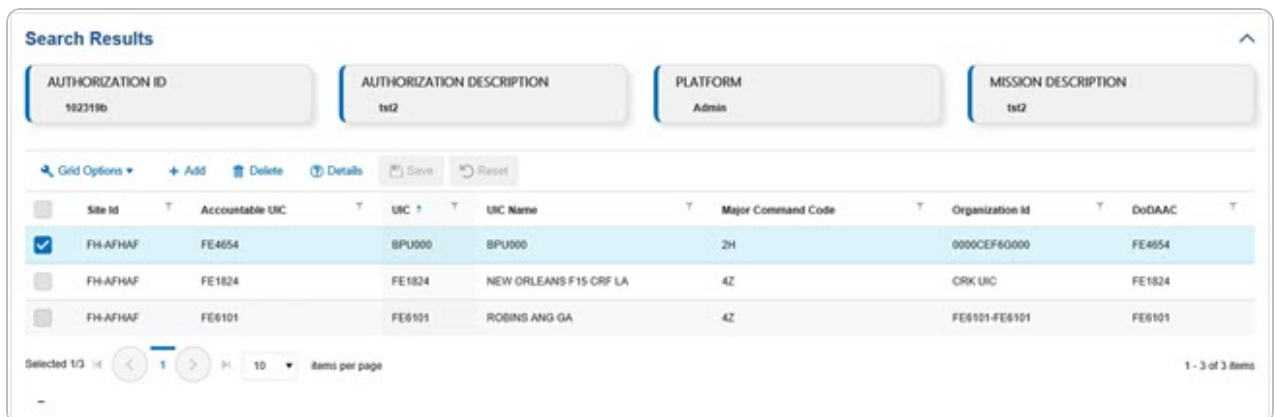
Authorization MGMT > Apply Authorization >  (desired record) >  Delete > Delete a UIC from an Authorization pop-up window

### Procedures

#### Delete a UIC from an Authorization



Selecting  at any point of this procedure removes all revisions and closes the page. **Bold** numbered steps are required.

1. Click  to select the desired entry. The UIC record is highlighted, and  Delete and  Details become available.




**Search Results**

AUTHORIZATION ID: 102319b | AUTHORIZATION DESCRIPTION: tst2 | PLATFORM: Admin | MISSION DESCRIPTION: tst2

Grid Options | + Add |  Delete |  Details | Save | Reset

<input type="checkbox"/>	Site Id	Accountable UIC	UIC	UIC Name	Major Command Code	Organization Id	DoDAAC
<input checked="" type="checkbox"/>	FH-AFHAF	FE4654	BPU000	BPU000	2H	0000CEF60000	FE4654
<input type="checkbox"/>	FH-AFHAF	FE1824	FE1824	NEW ORLEANS F15 CRF LA	4Z	CRK UIC	FE1824
<input type="checkbox"/>	FH-AFHAF	FE6101	FE6101	ROBINS ANG GA	4Z	FE6101-FE6101	FE6101

Selected 1/3 |  | 10 items per page | 1 - 3 of 3 items

2. Select  Delete. The **Delete UIC From Authorization** pop-up window appears.





### Delete UIC from Authorization ✕

Are you sure you want to delete the UIC from the Authorization? Any related organization level quantities will also be deleted.

---

History Remarks

---

3. Select . The UIC is removed from the Authorization.

