




Browse for a Unit Identification Code (UIC)

Overview


The UIC Browse pop-up window allows searching for UICs in the Force element.

Navigation

ELMS Force Systems Management Module > *VARIOUS PROCEDURAL STEPS* >  > UIC Browse pop-up window

Procedures

Browse for a UIC

One or more of the Search Criteria fields can be entered to isolate the results. By default, all results are displayed. Selecting  at any point of this procedure returns all fields to the default "All" setting.





1. Select . The **UIC Browse** pop-up window appears.

UIC Browse

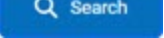
Search Criteria

Site Id	<input type="text"/>	DsDAAC	<input type="text"/>
Org Id	<input type="text"/>	UIC	<input type="text"/>
Major Command Code	<input type="text"/>		

Search Results

Select	UIC ↑	Organization Id
Select	FE1822	
Select	FE6022	
Select	NG0002	0183MA/70001
Select	NG0019	
Select	RE0154	0911ALF70000

◀ ◁ ▷ ▶ 5 items per page 1 - 5 of 8 items

2. Select . The results appear in the **UIC Search Results** grid.
3. Choose the Select hyperlink next to the desired UIC. The pop-up window closes and the selected UIC appears in the previous screen.

