



Enterprise Logistics Management System (ELMS) Force System Management (FSM) Module Home Page

Overview

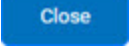
The Force System Management module Home Page process provides the ability to access the Pending Tasks, Message of the Day, and My Queue panels, as well as all the FSM menus.

Navigation

Force System Management (FSM) > FSM Home Page

Procedures

View the FSM Home Page

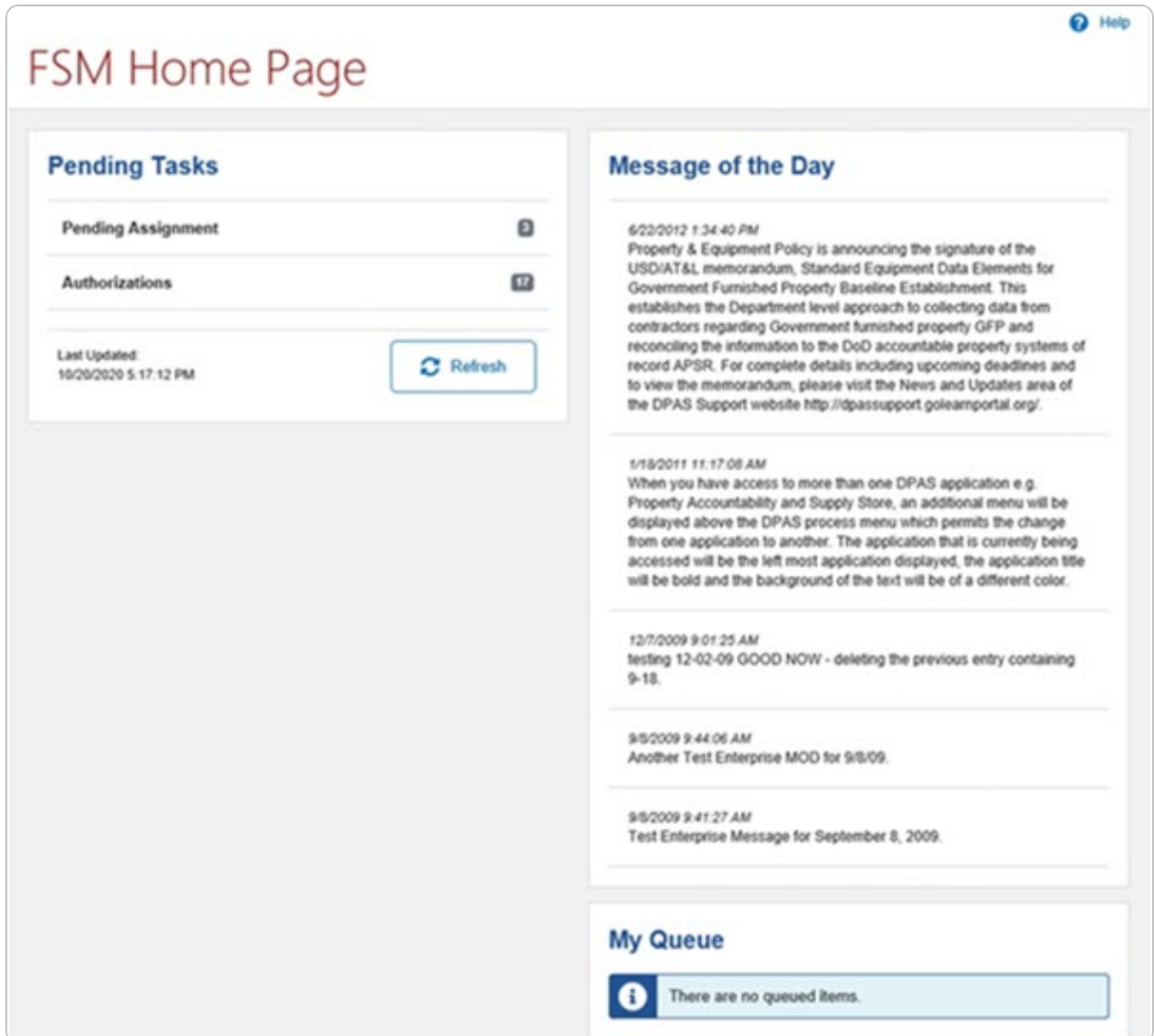
Selecting  at any point of this procedure removes all revisions and closes the page.
Bold numbered steps are required.





Help Reference Guide

1. View the FSM Home Page.



The screenshot shows the FSM Home Page interface. At the top right is a "Help" link with a question mark icon. The main heading is "FSM Home Page". Below this, the page is divided into two main sections. The left section, titled "Pending Tasks", contains a table with two rows: "Pending Assignment" with a count of 9, and "Authorizations" with a count of 12. Below the table, it says "Last Updated: 10/20/2020 5:17:12 PM" and has a "Refresh" button. The right section, titled "Message of the Day", contains a list of messages. The first message is dated 6/22/2012 1:34:40 PM and discusses the signature of the USD/AT&L memorandum. The second message is dated 1/18/2011 11:17:08 AM and discusses DPAS application access. The third message is dated 12/7/2009 9:01:25 AM and discusses testing. The fourth message is dated 9/8/2009 9:44:06 AM and discusses a test message. The fifth message is dated 9/8/2009 9:41:27 AM and discusses a test message. At the bottom right, there is a "My Queue" section with a message icon and the text "There are no queued items."

Help

FSM Home Page

Pending Tasks

Pending Assignment	9
Authorizations	12

Last Updated:
10/20/2020 5:17:12 PM

Refresh

Message of the Day

6/22/2012 1:34:40 PM
Property & Equipment Policy is announcing the signature of the USD/AT&L memorandum, Standard Equipment Data Elements for Government Furnished Property Baseline Establishment. This establishes the Department level approach to collecting data from contractors regarding Government furnished property GFP and reconciling the information to the DoD accountable property systems of record APSR. For complete details including upcoming deadlines and to view the memorandum, please visit the News and Updates area of the DPAS Support website <http://dpassupport.golearnportal.org/>.

1/18/2011 11:17:08 AM
When you have access to more than one DPAS application e.g. Property Accountability and Supply Store, an additional menu will be displayed above the DPAS process menu which permits the change from one application to another. The application that is currently being accessed will be the left most application displayed, the application title will be bold and the background of the text will be of a different color.

12/7/2009 9:01:25 AM
testing 12-02-09 GOOD NOW - deleting the previous entry containing 9-18.

9/8/2009 9:44:06 AM
Another Test Enterprise MOD for 9/8/09.

9/8/2009 9:41:27 AM
Test Enterprise Message for September 8, 2009.

My Queue

There are no queued items.






- a. Select the Pending Assignment panel.

Pending Tasks

Pending Assignment	3
Pending Approval	2
Postponed	0
Authorizations	17

Last Updated:
10/20/2020 5:21:25 PM

 Refresh

- b. Select the Authorizations panel.

Pending Tasks

Pending Assignment	3
Authorizations	17
Not Applied	17

Last Updated:
10/20/2020 5:21:25 PM

 Refresh

- A. View the Message of the Day panel. This information comes directly from the IO / Agency Coordinator.





Message of the Day

2/19/2020 2:51:52 PM

Testing Message of the Day in Ext Test

3/25/2015 6:59:05 AM

When you have access to more than one DPAS application e.g. Property Accountability or Maintenance and Utilization, an additional menu will be displayed above the DPAS process menu which permits the change from one application to another. The application that is currently being accessed will be the left most application displayed, the application title will be bold and the background of the text will be of a different color.

- B. View the My Queue panel. *This information comes from the **Import Queue** page.*

Queue

Grid Options

Refresh

Target	Queue Time	Queue Status	Process Begin	Process End	Message	Download
<div> <div> <div><</div> <div>0</div> <div>></div> </div> <div>20 items per page</div> </div> <div>No items to display</div>						

