



Assignment

Overview

The Force System Management module Assignment process provides the ability to view, approve, or reject pending connections (the handshake) between FSM and PA. The connection process starts in PA on the ACTBL UIC/UIC screen, and sends the connection for approval to the FSM Assignment screen.


Navigation

MASTER DATA MGMT > Assignment > Assignment page

Procedures

Search For an Assignment

Selecting  at any point of this procedure removes all revisions and closes the page.

Selecting  retains the information and returns to the previous page. **Bold** numbered steps are required.

1. Select the desired Force Element hyperlink in the Force Elements panel. *The Pending Approval and Completed panels appear and populate.*





Force Elements



BPGTest1

Regression 7.2.30

Regression Element


Regression Test 7.2.10




Regression Test 7.2.20











Spt Equip 01





System Test Bug 58274

2. View the Pending Approval panel.

Spt Equip 01 - Pending Approval 

 Grid Options  Save  Reset

Site	Actbl UIC	UIC	UIC Name	State	Remarks
FH-AFHAF	FE6222	FE6222	BATTLE CREEK ANG MI	 Postponed	
FH-AFHAF	FE6043	JH0611	JH0611 EXT TEST	 Pending	
FH-AFHAF	FE6191	JH220A	JH220A UIC	 Postponed	
FH-AFHAF	FE6191	JH220B	JH220B UIC	 Pending	
FH-AFHAF	FE6381	NG0813	0146WEA80000	 Postponed	



1


5 items per page

1 - 5 of 5 items

3. View the Completed panel.





Help Reference Guide

Spt Equip 01 - Completed

Grid Options ▼

Site	Actbl UIC	UIC	UIC Name	State	Actions	Remarks
FH-AFHAF	FE6606	BPG123	BPG TESTING	Approved	Detach	
FH-AFHAF	FE6606	BPG234	BPG TESTING 2	Approved	Detach	
FH-AFHAF	FE4654	BPU000	BPU000	Approved	Detach	
FH-AFHAF	FE4654	BPU1AQ	BPU1AQ	Approved	Detach	
FH-AFHAF	FE4654	BPU1FU	BPU1FU	Approved	Detach	

1 - 5 of 47 items

- Select [Detach](#). The **UIC Detach** pop-up window appears.

UIC Detach

Are you sure you want to detach BPG123 from Spt Equip 01?

Remarks

History Remarks

No

Yes





1. Select . The record is removed from the Completed panel.

Detach a UIC

1. Select . The **UIC Detach** pop-up window appears.

UIC Detach

Are you sure you want to detach BPG123 from Spt Equip 01?

Remarks

History Remarks

No

Yes

2. Select . The record is removed from the Completed panel.

