



Stock Number Referral Overview

Overview

The Materiel Management/Inventory Control Point (MM/ICP) module Stock Number Referral process provides the ability to view, create, or delete a list of one or more stock numbers that are used to automatically refer an incoming requisition (511R) to a specified RIC.

Note



Some fields provide **Intellisense**, which is the automatic completion of a field entry in a software application.

The application displays a selectable word or phrase in that field, based on the input (that was previously entered), without having to completely type the entry.


Navigation

CATALOG MGMT > Stock Number Referral > STOCK NBR Referral page

Procedures

Search for a Stock Number Referral

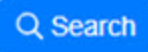
One or more of the Search Criteria fields can be entered to isolate the results. By default, all

results are displayed. Selecting  at any point of this procedure returns all fields to the default "All" setting.

1. In the Search Criteria panel, narrow the results by entering one or more of the following optional fields.





2. Select . The results display in the Search Results grid.

Search Results

Referred Stock Nbrs

Grid Options

+ Add

Delete

<input type="checkbox"/>	Stock Nbr	Refer To RIC	Established Dt/Tm	Established By
<input type="checkbox"/>	781001C100686	H95	06/06/2022	BPGROCE

Selected 1

Page 1 of 1

50 items per page

1 - 1 of 1 items





Add a Stock Number Referral


Navigation

CATALOG MGMT > Stock Number Referral >  > Add Referral pop-up window

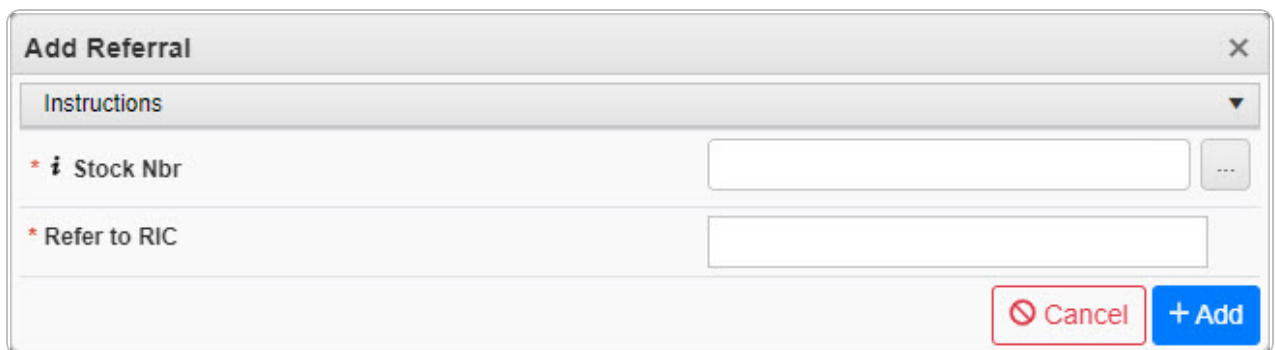
Procedures



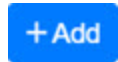
Add a Stock Number Referral

Selecting  at any point of this procedure removes all revisions and closes the page.

Selecting  retains the information and returns to the previous page. **Bold** numbered steps are required.

1. Select . The **Add Referral** pop-up window appears.



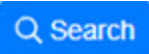
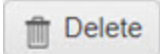
- A. Use  or  to assist with the STOCK NBR entry. This is a 15 alphanumeric character field.
 - B. Enter the Refer To RIC in the field provided. This is a 3 alphanumeric character field.
2. Select . The **Add Referral** pop-up window closes, and the new Stock Number Referral appears in the Search Results grid in green.





Delete a Stock Number Referral


Navigation

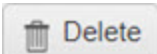
CATALOG MGMT > Stock Number Referral >  Search > ☐ (desired record) >  Delete > Delete Referral pop-up window

Procedures

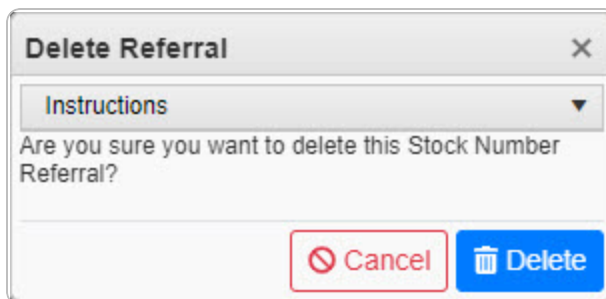
Delete a Stock Number Referral


Selecting  at any point of this procedure removes all revisions and closes the page.

Selecting  retains the information and returns to the previous page. **Bold** numbered steps are required.

1. Click ☐ to select the desired entry. The *STOCK NBR Referral* is highlighted, and  Delete becomes available.

2. Select  Delete. The **Delete Referral** pop-up window appears.



3. Select  Delete. The deleted referral is removed from the Referred *STOCK NBR* grid.

