



Capital Asset Transfer

Overview


The Materiel Management/Inventory Control Point (MM/ICP) module Capital Asset Transfer process provides the ability to have a manual way to enter Trading Partner information.

Navigation

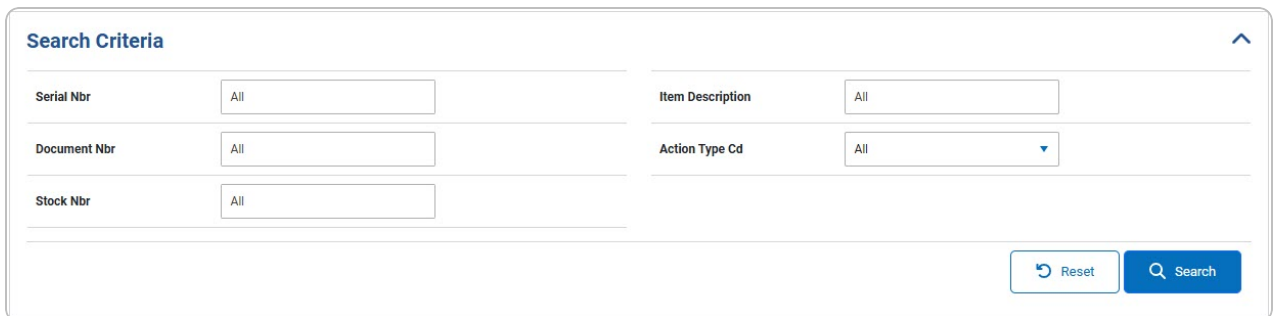
MATERIEL MGMT > Capital Asset Transfer > Capital Asset Transfer page

Procedures

Search for a Capital Asset Transfer

One or more of the Search Criteria fields can be entered to isolate the results. By default, all results are displayed. Selecting  at any point of this procedure returns all fields to the default "All" setting.

1. In the Search Criteria box, narrow the results by entering one or more of the following optional fields.

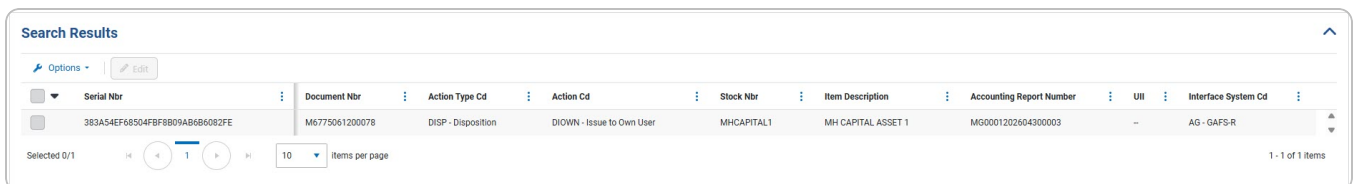


The screenshot shows a 'Search Criteria' form with the following fields:

- Serial Nbr: All
- Document Nbr: All
- Stock Nbr: All
- Item Description: All
- Action Type Cd: All

Buttons for 'Reset' and 'Search' are located at the bottom right of the form.

2. Select . The Capital Asset Transfer Search Results appear.



The screenshot shows a 'Search Results' table with the following data:

Serial Nbr	Document Nbr	Action Type Cd	Action Cd	Stock Nbr	Item Description	Accounting Report Number	Utl	Interface System Cd
383A54EF68504FBF8B09AB666082FE	M6775061200078	DISP - Disposition	DIOWN - Issue to Own User	MHCAPITAL1	MH CAPITAL ASSET 1	MG0001202604300003	-	AG - GAFS-R


Additional information: Selected 0/1, 10 Items per page, 1-1 of 1 Items.






Update a Capital Asset Transfer



Navigation

MATERIEL MGMT > Capital Asset Transfer > (desired record) >  > Update a Capital Asset Transfer slide-out window

Procedures

Update a Capital Asset Transfer

Selecting  at any point of this procedure removes all revisions and closes the page. **Bold** numbered steps are required.

1. Select next to the desired request.  becomes available.
2. Select . The **Update a Capital Asset Transfer** slide-out window appears.





Capital Asset Transfer ✕

▶ [Instructions / Help](#)

Summary ⤴

Document Nbr M6775061200078	Stock Nbr MHCAPITAL1	Appropriation 25-021X0721
Serial Nbr 383A54EF68504FBF8B09AB6B6082FE	-	Item Description MH CAPITAL ASSET 1
		UII -

Capital Asset Transfer Information ⤴

<p>* Internal Transfer to an ELMS ICP? <input type="radio"/> Yes <input type="radio"/> No</p> <p>* Trading Partner Number (DoDAAC) <input style="width: 150px;" type="text"/></p> <p>* Federal Indicator Cd <input style="width: 150px;" type="text" value="F - Federal"/></p>	<p>Trading Department Cd <input style="width: 150px;" type="text"/></p> <p>Trading Main Account Cd <input style="width: 150px;" type="text"/></p> <p>Trading Sub Allocation Holder Identifier (SAHI) <input style="width: 150px;" type="text"/></p>
--	---

✕ Cancel
Save

Summary Grid

Capital Asset Transfer Grid

1. Verify the Internal Transfer to an ELMS ICP? contains the appropriate or . *When checked, determines if the transfer is within ELMS or not.*
 2. Update the Trading Partner Number (DoDAAC), entering the revised number in the field provided. *This is a 9 alphanumeric character field.*
 3. Update the Federal Indicator Cd, using to select the desired code.
3. Select Save. *The Capital Asset Transfer appears at the top of the Search Results.*

Search Results ⤴

Options Edit

Serial Nbr	Document Nbr	Action Type Cd	Action Cd	Stock Nbr	Item Description	Accounting Report Number	UII	Interface System Cd
383A54EF68504FBF8B09AB6B6082FE	M6775061200078	DISP - Disposition	DOWN - Issue to Own User	MHCAPITAL1	MH CAPITAL ASSET 1	M60001202604300003	-	AG - GAFS-R

Selected 0/1 10 items per page 1 - 1 of 1 items

