



Financial Data Update

Overview


The Materiel Management/Inventory Control Point (MM/ICP) module Financial Data Update process provides the ability to view and update relevant accounting data associated to serialized fixed assets.

Navigation

MATERIEL MGMT > Financial Data Update > Financial Data Update page

Procedures



Search for the Financial Data

One or more of the Search Criteria fields can be entered to isolate the results. By default, all results are displayed. Selecting  at any point of this procedure returns all fields to the default "All" setting.

1. In the Search Criteria box, narrow the results by entering one of the following optional fields.


Search Criteria

Action Type	<input checked="" type="checkbox"/> Receipt	Stock Nbr	All
Document Nbr	All	Item Description	All
Serial Nbr	All	Status Cd	PF - Pending Financial Update






2. Select . The Search Results appear.

Search Results ↑

[Options](#) | [Edit](#)

<input type="checkbox"/>	Serial Nbr	Document Nbr	Stock Nbr	Item Description	Ull	Activity Address Cd	Status Cd	Interface System Cd	
<input type="checkbox"/>	0CA98C3FFDF14F4C882F22A418B3C2	ATC00161141403	1005011456900	1005,RlpXR	-	H92165	PF	AF	▲


Selected 0/1  10 Items per page 1 - 1 of 1 Items






Edit a Financial Data Update



Navigation

MATERIEL MGMT > Financial Data Update > (desired record) >  > Edit a Financial Data Update page

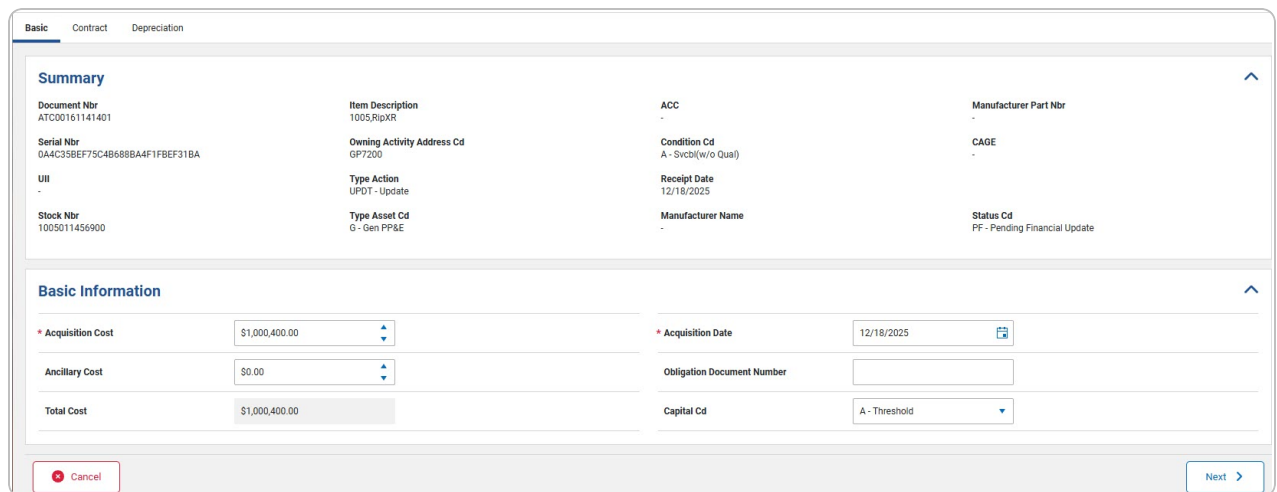
Procedures

Edit a Financial Data Update

Selecting  at any point of this procedure removes all revisions and closes the page. **Bold** numbered steps are required.

1. Select next to the desired request.  becomes available.
2. Select . The **Edit a Financial Data Update** page appears.

Basic Tab



Summary			
Document Nbr ATC00161141401	Item Description 1005,RipXR	ACC -	Manufacturer Part Nbr -
Serial Nbr 0A4C33BEF75C4B688BA4F1FBF31BA	Owning Activity Address Cd GP7200	Condition Cd A - Stock(w/o Qual)	CAGE -
Utl -	Type Action UPDT - Update	Receipt Date 12/18/2025	Manufacturer Name -
Stock Nbr 1005011456900	Type Asset Cd G - Gen PP&E	Manufacturer Name -	Status Cd PF - Pending Financial Update



Basic Information	
* Acquisition Cost	\$1,000,400.00
Ancillary Cost	\$0.00
Total Cost	\$1,000,400.00
* Acquisition Date	12/18/2025
Obligation Document Number	
Capital Cd	A - Threshold





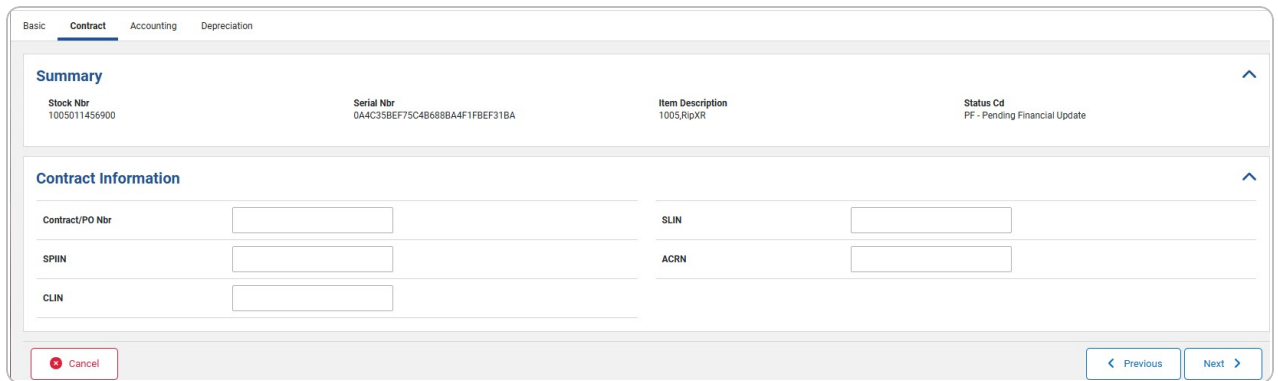
The Summary panel

The Basic Information panel

- A. Use  to choose the Acquisition Cost.
- B. Use  to select the Acquisition Date, or enter the date (MM/DD/YYYY) in the field provided.

3. Click  .

Contract tab



The screenshot shows the 'Contract' tab in the ELMS system. It features a 'Summary' panel with the following data:

Stock Nbr	Serial Nbr	Item Description	Status Cd
1005011456900	0A4C35BEF75C4B688BA4F1FBEF31BA	1005,RpXR	PF - Pending Financial Update

Below the summary is the 'Contract Information' panel with the following fields:

Contract/PO Nbr	<input type="text"/>	SLIN	<input type="text"/>
SPIIN	<input type="text"/>	ACRN	<input type="text"/>
CLIN	<input type="text"/>		

At the bottom of the form, there is a 'Cancel' button on the left and 'Previous' and 'Next' buttons on the right.

The Summary panel

The Contract Information panel

4. Click  .





Accounting tab

Basic Contract **Accounting** Depreciation

Summary

Stock Nbr 1005011456900	Serial Nbr 0A4C35BEF75C4B688A4F1FBEF31BA	Owning Activity Address Cd GP7200	Appropriation 17-017X0730
Item Description 1005.RipXR	UII -	Agency Cd E3 - US SPECIAL OPERATIONS COMMAND	Interface System Cd AY - NO AUTOMATED INTERFACE
Unit of Issue EA - Each	Type Action UPDT - Update	Major Command Cd 00 - US Special Operations Command	Status Cd PF - Pending Financial Update

Accounting Information

Funding Cost Center	WarComLgSptSpecwar0... X Q	Project/Task Cd	
Funding Cost Center Desc	TEST WarCom LgSpt Specwar 001	Job Order Nbr	
Owning Cost Center	Q	Object Class Cd	
Owning Cost Center Desc		<input checked="" type="checkbox"/> Activate Depreciation	

Cancel Previous Next

The Summary panel

The Accounting Information panel

5.

Click



Depreciation tab

Basic Contract Accounting **Depreciation**

Summary

Depreciation Status Activated	Item Description 1005.RipXR	Total Cost \$1,000,400.00	Interface System Cd AY
Stock Nbr 1005011456900	ICP SPECWAR	Fiduciary Deprn Method Cd SL	Appropriation 17-017X0730
Serial Nbr 0A4C35BEF75C4B688A4F1FBEF31BA	Owning Activity Address Cd GP7200	Receipt Date 12/18/2025	

Depreciation Information

* Activation Dt	12/18/2025	Depreciation Cost Center	WarComLgSptSpecwar0... X Q
* Depreciation Period (Months)	24	Depreciation Cost Center Description	TEST WarCom LgSpt Specwar 002A
* Prior Depreciation SL	\$0.00	Depreciation Task Cd	2345678900
* Expense Cd	1 - Funded	Depreciation Job Order Nbr	2345679000





Cancel Previous Save

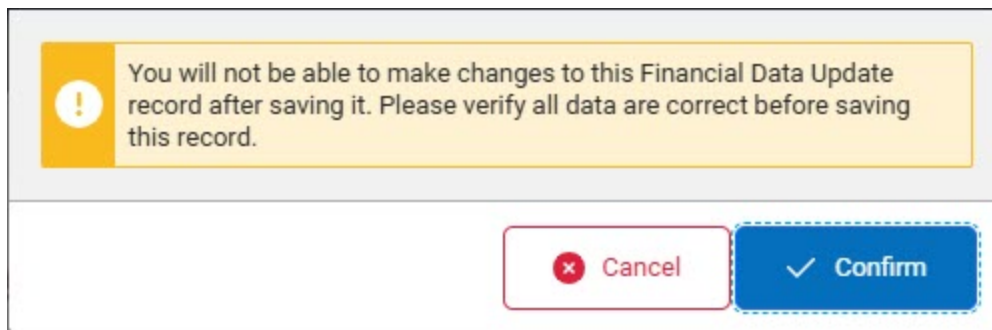




The Summary panel

The Depreciation Information panel

1. Use  to select the Activation Dt, or enter the date (MM/DD/YYYY) in the field provided.
 2. Enter the Depreciation Period (Months) in the field provided. *This is a 3 numeric character field.*
 3. Use  to choose the PRIOR DEPRECIATION SL.
 4. Use  to select the Expense Cd.
6. Click . *The Save Warning pop-up window appears.*



7. Select . *The Financial Data Update page appears, with the revised record appearing in the Search Results.*

