



Assign Assets to a Maintenance Schedule

Overview


The Assign Assets to MAINT SCHEDULE pop-up window allows searching for a single asset or a range of assets.

Navigation

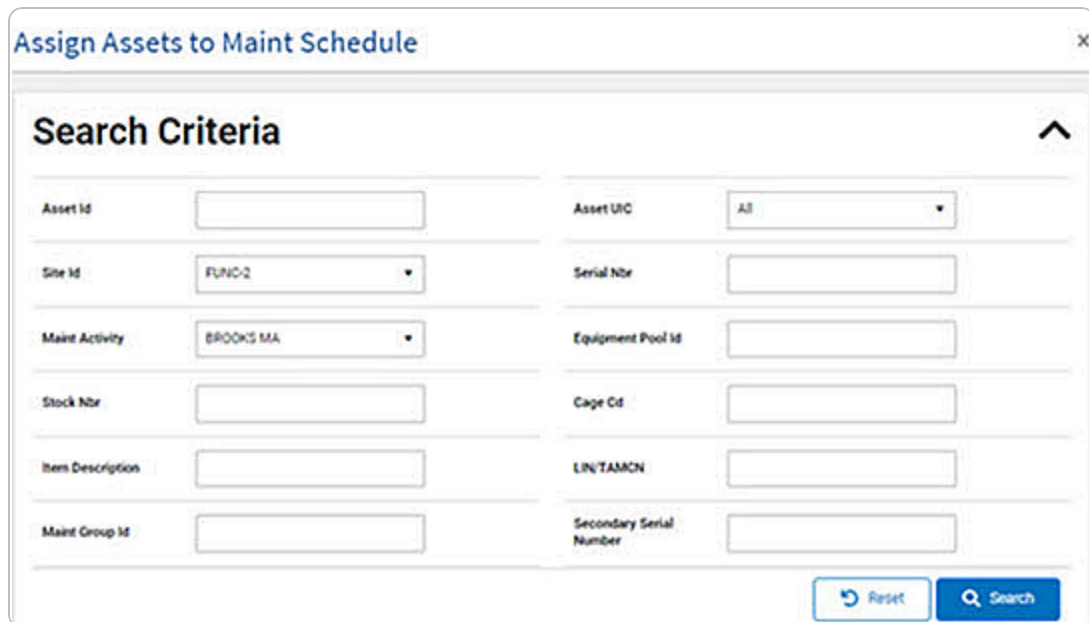
ELMS Modules > *VARIOUS PROCEDURAL STEPS* >  > Assign Assets to MAINT SCHEDULE pop-up window

Procedures

Assign Assets to a Maintenance Schedule

One or more of the Search Criteria fields can be entered to isolate the results. By default, all results are displayed. Selecting  at any point of this procedure returns all fields to the default "All" setting.

1. Select . The **Assign Assets to MAINT SCHEDULE** pop-up window appears.



The screenshot shows a pop-up window titled "Assign Assets to Maint Schedule" with a search criteria section. The search criteria are as follows:


Field	Value
Asset Id	
Site Id	FUNC2
Maint Activity	BROOKS MA
Stock Nbr	
Item Description	
Maint Group Id	
Asset UIC	All
Serial Nbr	
Equipment Pool Id	
Cage Cd	
LIN/TAMCN	
Secondary Serial Number	

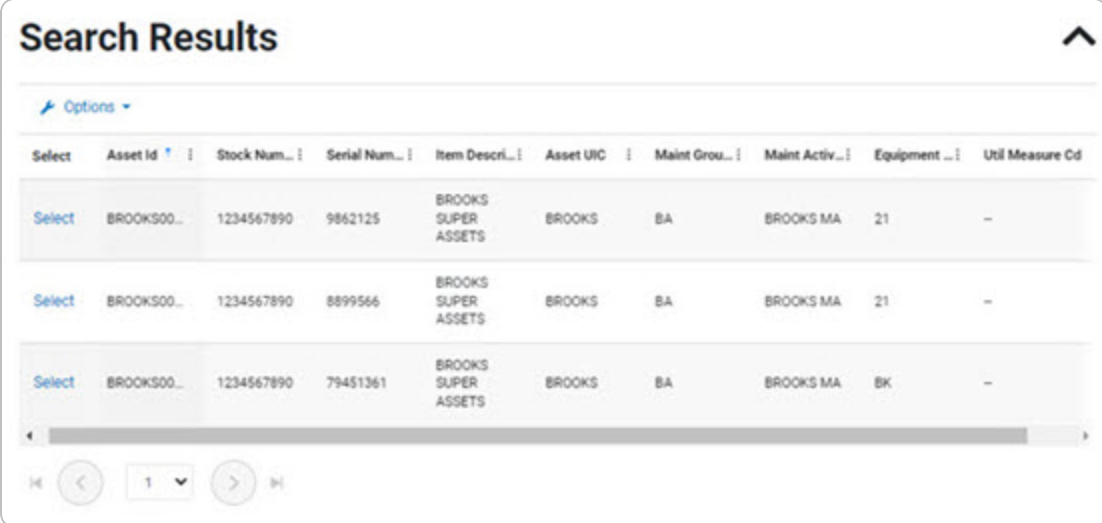
At the bottom right of the form, there are two buttons: "Reset" and "Search".





- In the Search Criteria grid, narrow the results by entering one or more of the following optional fields.

- Select . Results display in the Search Results Grid.



Search Results

Options ▾

Select	Asset Id	Stock Num...	Serial Num...	Item Descri...	Asset UIC	Maint Grou...	Maint Activ...	Equipment ...	Util Measure Cd
Select	BROOKS00...	1234567890	9862125	BROOKS SUPER ASSETS	BROOKS	BA	BROOKS MA	21	--
Select	BROOKS00...	1234567890	8899566	BROOKS SUPER ASSETS	BROOKS	BA	BROOKS MA	21	--
Select	BROOKS00...	1234567890	79451361	BROOKS SUPER ASSETS	BROOKS	BA	BROOKS MA	BK	--

1

- Choose the Select hyperlink next to the desired ASSET ID. The pop-up window closes and the selected ASSET ID information appears in the previous screen.

