



# Select an Audit Field Name

## Overview

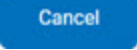
The Audit Field Selection process provides the ability to select the audit field name to view associated records.

## Navigation

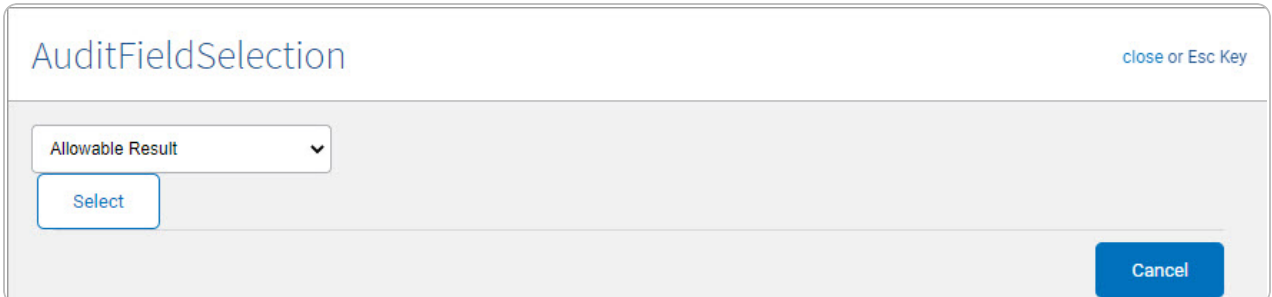
ELMS > VARIOUS PROCEDURAL STEPS > Select Field Name hyperlink > Audit Field Selection pop-up window



## Procedures

### Select an Audit Field Name

Selecting  at any point of this procedure removes all revisions and closes the page. **Bold** numbered steps are required.

1. Enter the Field Name, or use the hyperlink to select a Field Name. The **Audit Field Selection** pop-up window appears.



2. Use  to select the Field.
3. Click . The pop-up window closes, and the selected field name appears in the Field Names grid.

