



Browse for the External Manufacturer Part Number

Overview

The External Manufacturer Part Number Browse pop-up window allows searching for manufacturer part numbers from a catalog. The availability of the external agency catalogs depend on the logged-in user.


Navigation


ELMSModules > *VARIOUS PROCEDURAL STEPS* >  > External Manufacturer Part Number Browse pop-up window

Procedures

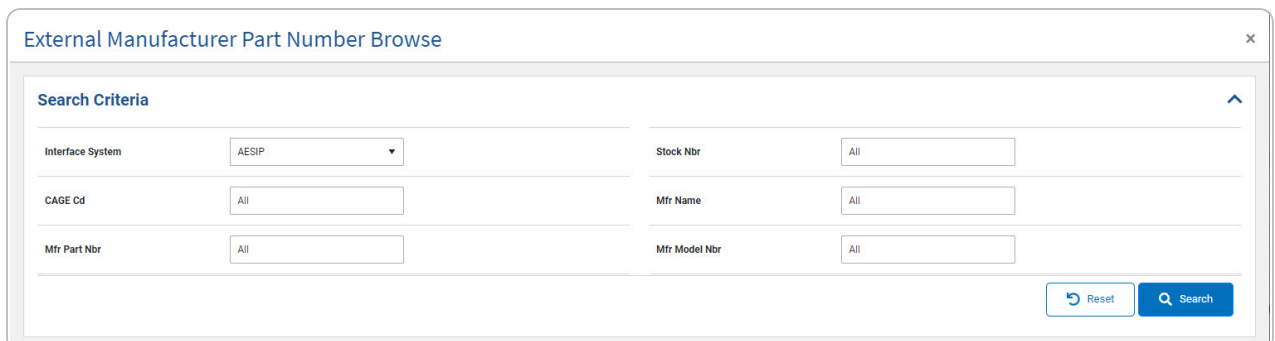
Browse for an External Manufacturer Part Number

One or more of the Search Criteria fields can be entered to isolate the results. By default, all

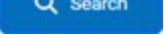
results are displayed. Selecting  at any point of this procedure returns all fields to the default "All" setting.

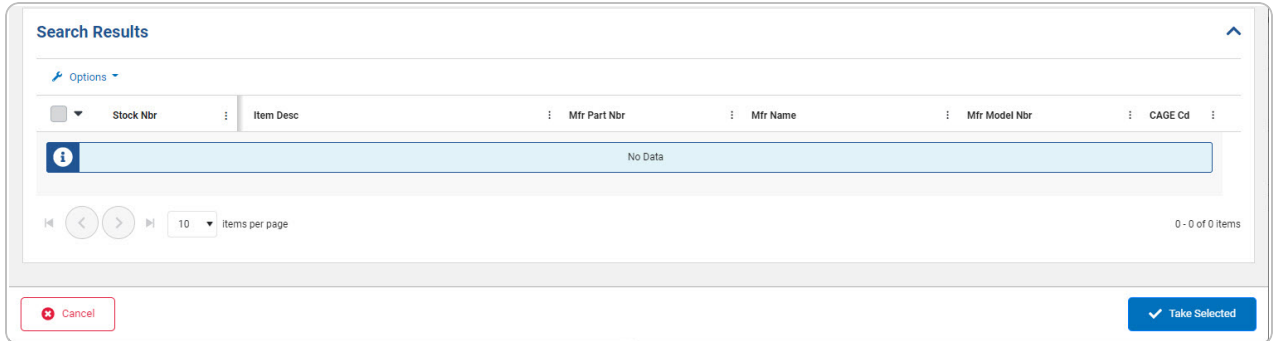
*Selecting  at any point of this procedure removes all revisions and closes the page. **Bold** numbered steps are required.*



1. Select . The **External Manufacturer Part Number Browse** pop-up window appears.





2. Select . The results appear in the **External Manufacturer Part Number Search Results** grid.



3. Click  to select the External Manufacturer Part Number. *This highlights the desired row.*
4. Click . The desired External Manufacturer Part Number appears in the **MFR PART NBR** field on the previous screen.

