



Browse for the External Manufacturer Part Number

Overview


The External Manufacturer Part Number Browse pop-up window allows searching for manufacturer part numbers from a catalog. The availability of the external agency catalogs depend on the logged-in user.


Navigation

ELMS Modules > *VARIOUS PROCEDURAL STEPS* >  > External Manufacturer Part Number Browse pop-up window

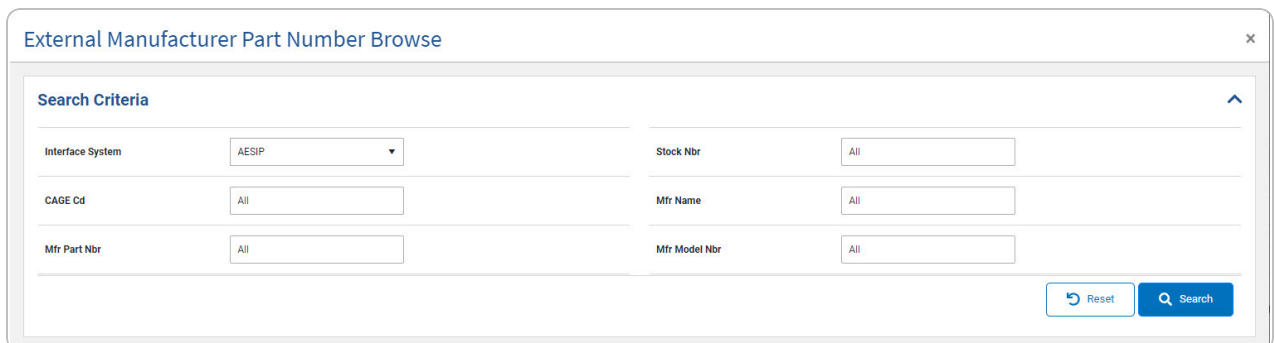
Procedures

Browse for an External Manufacturer Part Number

One or more of the Search Criteria fields can be entered to isolate the results. By default, all results are displayed. Selecting  at any point of this procedure returns all fields to the default "All" setting.

Selecting  at any point of this procedure removes all revisions and closes the page. **Bold** numbered steps are required.

1. Select . The **External Manufacturer Part Number Browse** pop-up window appears.




The screenshot shows a pop-up window titled "External Manufacturer Part Number Browse" with a close button (X) in the top right corner. Below the title is a "Search Criteria" section with a collapse arrow (upward arrow) on the right. The search criteria are organized into two columns:

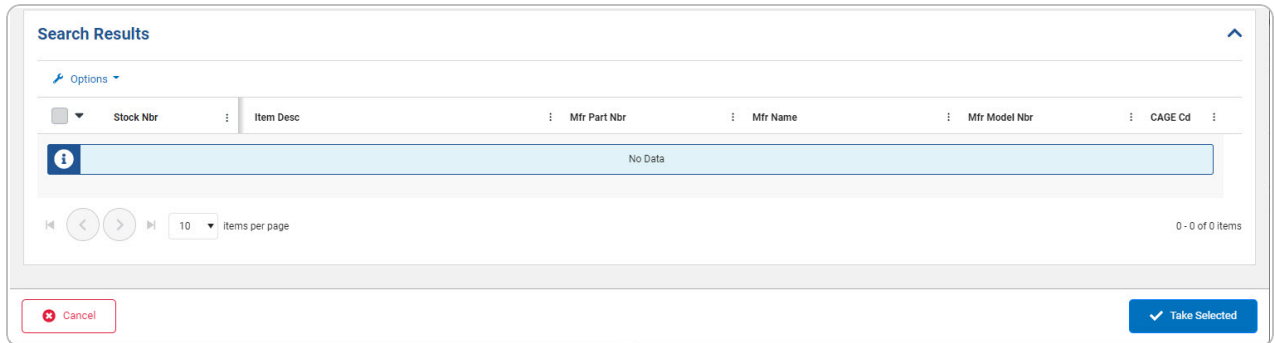
Interface System	AESIP	Stock Nbr	All
CAGE Cd	All	Mfr Name	All
Mfr Part Nbr	All	Mfr Model Nbr	All

At the bottom right of the form are two buttons: "Reset" (with a circular arrow icon) and "Search" (with a magnifying glass icon).


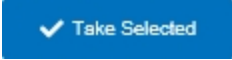




2. Select . The results appear in the **External Manufacturer Part Number Search Results** grid.



The screenshot shows a 'Search Results' window with a table grid. The grid has columns for Stock Nbr, Item Desc, Mfr Part Nbr, Mfr Name, Mfr Model Nbr, and CAGE Cd. The table is currently empty, displaying 'No Data'. Below the table, there are navigation controls including a 'Cancel' button and a 'Take Selected' button.

3. Click  to select the External Manufacturer Part Number. *This highlights the desired row.*
4. Click . The desired External Manufacturer Part Number appears in the **MFR PART NBR** field on the previous screen.

