



Browse for the Type Designation

Overview

The Type Designation Browse pop-up window allows searching for the Type Designation and Acquisition program information.

Note




The TYPE DSG field only populates when M - Military is selected under the TYPE ASSET CD field.

Navigation

ELMS Modules > *VARIOUS PROCEDURAL STEPS* >  > Type Designation Browse pop-up window

Procedures

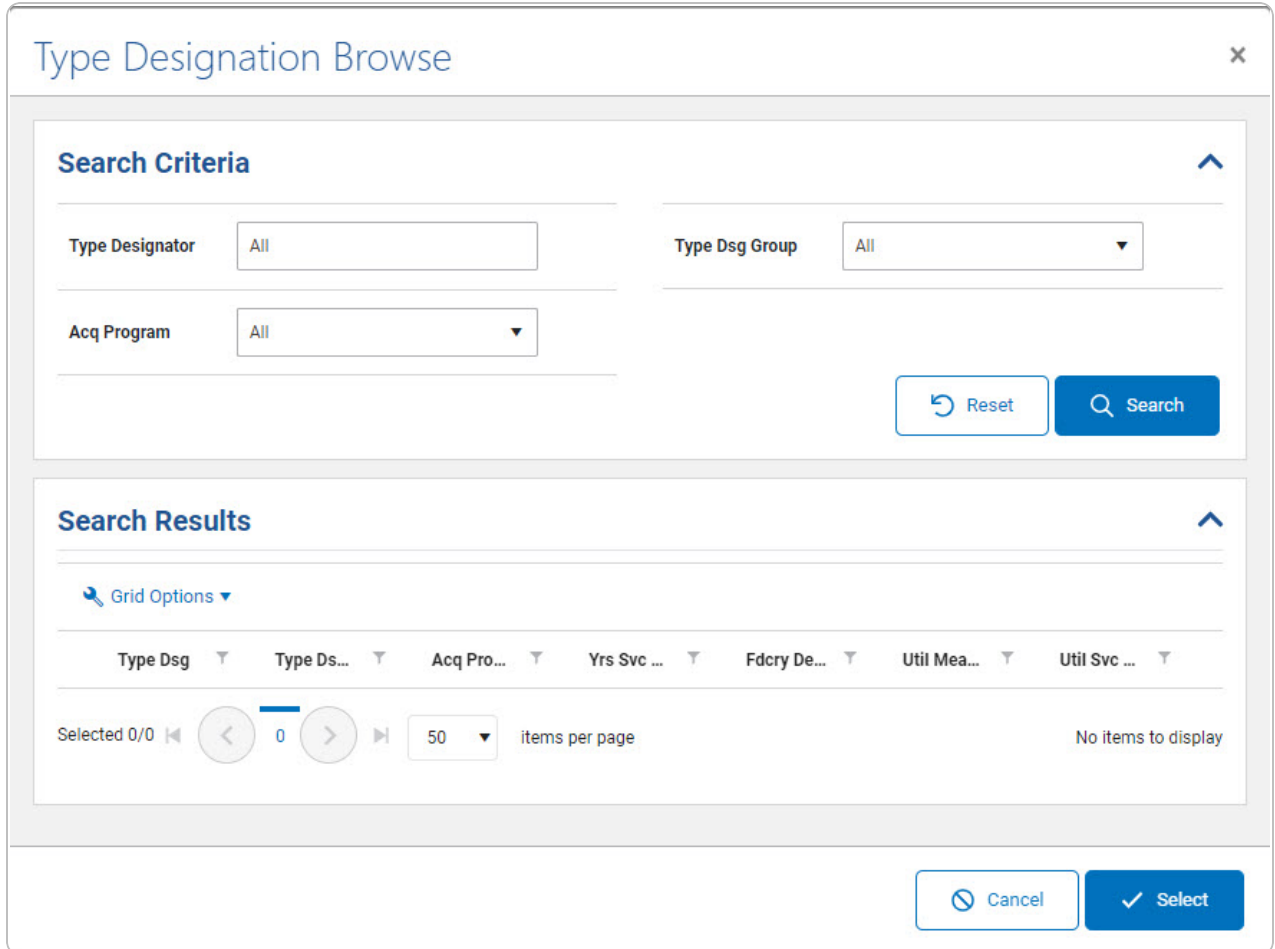
Browse for a Type Designation

One or more of the Search Criteria fields can be entered to isolate the results. By default, all results are displayed. Selecting  at any point of this procedure returns all fields to the default "All" setting.






1. Select  . The **Type Designation Browse** pop-up window appears.



The screenshot shows a 'Type Designation Browse' window with the following elements:

- Search Criteria:** Three dropdown menus for 'Type Designator' (All), 'Type Dsg Group' (All), and 'Acq Program' (All). 'Reset' and 'Search' buttons are at the bottom right.
- Search Results:** A 'Grid Options' dropdown, a table header with columns: 'Type Dsg', 'Type Ds...', 'Acq Pro...', 'Yrs Svc ...', 'Fdery De...', 'Util Mea...', and 'Util Svc ...'. Below the header is a pagination bar showing 'Selected 0/0', navigation arrows, '0' items, '50 items per page', and 'No items to display'.
- Bottom Buttons:** 'Cancel' and 'Select' buttons.

2. Select  . The results appear in the **Type Designation Search Results** grid.





Search Results

Grid Options ▾

Type Dsg	Type Dsg Group	Acq Program	Yrs Svc Life	Fdcry Deprn Method	Util Measure	Util Svc Life
<input type="checkbox"/> wmjtesttd2 - test TD	6001 - AIR DEFENSE SYSTEMS	ABRAMS - ABRAMS	4	AB	H	6000

Selected 0/1 ◀ ▶ 1 ▶▶ 50 items per page 1 - 1 of 1 items

- Click to select the Type Designation. *This highlights the desired row.*
- Click . *The desired Type Designation appears in the TYPE DSG field in the previous screen.*

