



Browse for a Contract Number

Overview


The Contract Number Browse process allows searching for stored contract numbers in the ELMS catalog.

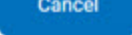
Navigation

ELMS Modules > *VARIOUS PROCEDURAL STEPS* >  > Contract Browse pop-up window

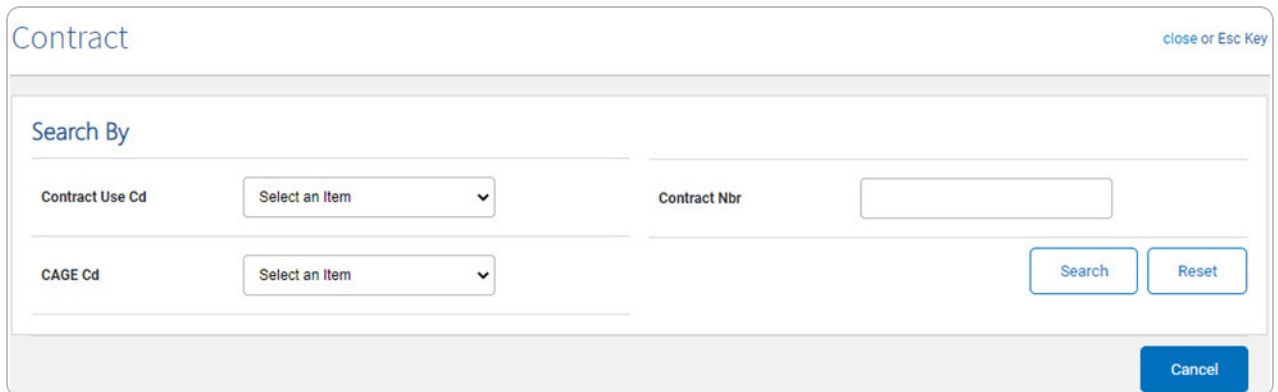
Procedures


Browse for a Contract Number

One or more of the Search Criteria fields can be entered to isolate the results. By default, all results are displayed. Selecting  at any point of this procedure returns all fields to the default "All" setting.

Selecting  at any point of this procedure removes all revisions and closes the page. **Bold** numbered steps are required.

1. Select . The **Contract Browse** pop-up window appears.



2. Select . The results display in the Contract Search Results Grid below.





Help Reference Guide

Contract close or Esc Key

Search By

Contract Use Cd	<input type="text" value="Select an Item"/>	Contract Nbr	<input type="text" value="12345678A0133"/>
CAGE Cd	<input type="text" value="Select an Item"/>	<input type="button" value="Search"/>	<input type="button" value="Reset"/>

Select	Contract Nbr	Contractor Name
Select	12345678A0133	ACME INC

3. Click the Select hyperlink next to the desired contract. *The pop-up window closes and the selected contract number appears in the previous screen.*

