



Browse for a Maintenance Schedule

Overview


The Maintenance Schedule Browse pop-up window allows searching for a single maintenance or a range of maintenance schedules.

Navigation

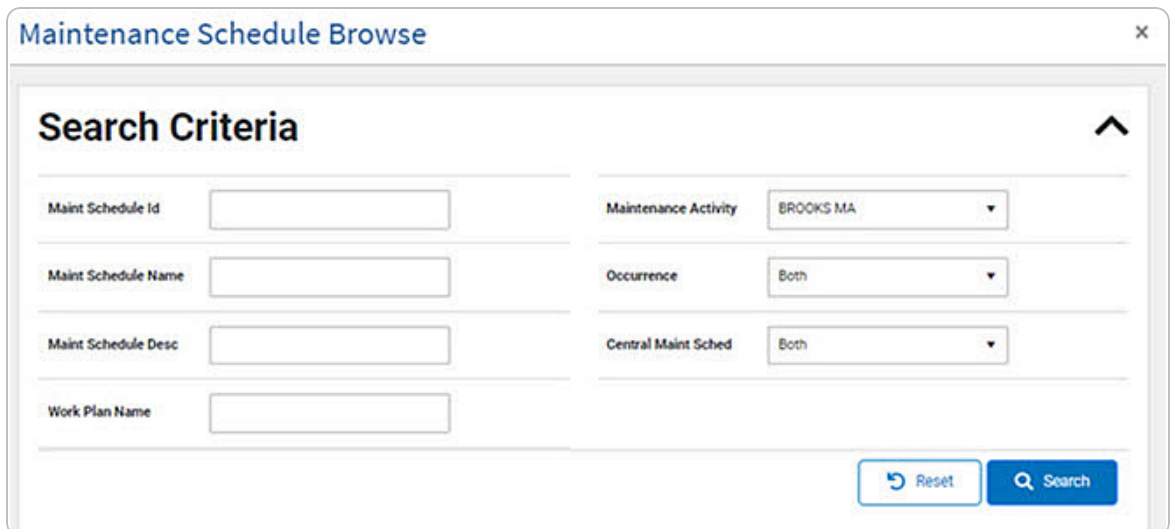
ELMS Modules > *VARIOUS PROCEDURAL STEPS* >  > Maintenance Schedule Browse pop-up window

Procedures

Browse for a Maintenance Schedule

One or more of the Search Criteria fields can be entered to isolate the results. By default, all results are displayed. Selecting  at any point of this procedure returns all fields to the default "All" setting.


1. Select . The **Maintenance Schedule Browse** pop-up window appears.



2. In the Search Criteria grid, narrow the results by entering one or more of the following optional fields.





3. Select . Results display in the Search Results Grid.

Maintenance Schedule Browse

Search Criteria

Maint Schedule Id	<input type="text"/>	Maintenance Activity	BROOKS MA
Maint Schedule Name	gfa RegTest 2022	Occurrence	Both
Maint Schedule Desc	<input type="text"/>	Central Maint Sched	Both
Work Plan Name	<input type="text"/>		

[Reset](#) [Search](#)

Search Results

Options

Select	Maint Sched Id	Maint Sched Name	Maint Sched Desc	Maint Activity	Occurrence	Recurring Method
Select	AnotherforTest2726	gfa RegTest 2022	FUNC-2BROOKS MA714	BROOKS MA	Recurring	Every X Days

1

4. Choose the Select hyperlink next to the desired MAINT SCHEDULE ID. The pop-up window closes and the selected MAINT SCHEDULE ID information appears in the previous screen.

