



Browse for an SRD

Overview


The SRD Browse pop-up window allows searching for standard reporting designators.


Navigation

ELMSModules > *VARIOUS PROCEDURAL STEPS* >  > SRD Browse pop-up window

Procedures

Browse for an SRD

One or more of the Search Criteria fields can be entered to isolate the results. By default, all results are displayed. Selecting  at any point of this procedure returns all fields to the default "All" setting.

Selecting  at any point of this procedure removes all revisions and closes the page.





1. Use  to browse for the SRD. *The **SRD Browse** pop-up window displays.*

SRD Browse

Search Criteria

SRD

Equipment Designator

MICAP

☐ Yes

☐ No

☒ Both

Nomenclature

Reset

Search

Search Results

Options

☐ SRD

:

☐ MICAP

:

☐ Equipment Designator

:


☐ Nomenclature

:

No Data

Cancel


Take Selected


2. Select . *The results appear in the **SRD Results** grid.*










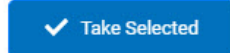
Help Reference Guide

Search Results 

 Options ▾

<input type="checkbox"/>	SRD	:	MICAP	:	Equipment Designator	:	Nomenclature	:
<input type="checkbox"/>	G14		No		CETS		CETS FOR F100, F111, F101 & TF34 4920015295801KV	

  1 ▾  

- Click ☐ to select the SRD.
- Select . The **SRD Browse** pop-up window closes and the selected SRD information appears in the previous screen in the SRD field.

