



Browse for a Stock Number – Utilization

Overview


The Stock Number Browse pop-up window allows searching for assets in the ELMS catalog.

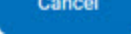
Navigation

ELMS Modules > *VARIOUS PROCEDURAL STEPS* >  > STOCK NBR Browse pop-up window

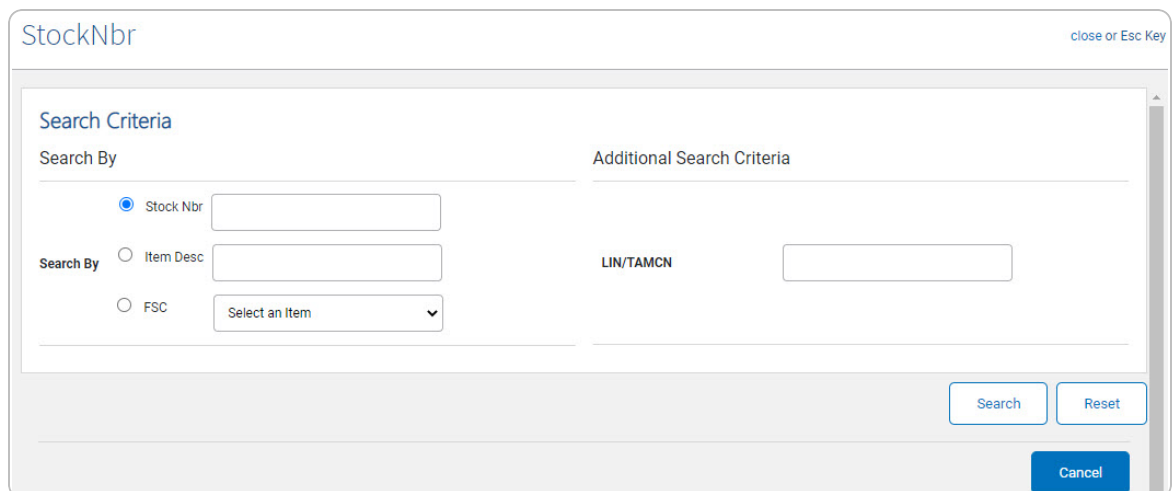
Procedures

Browse for a STOCK NBR

One or more of the Search Criteria fields can be entered to isolate the results. By default, all results are displayed. Selecting  at any point of this procedure returns all fields to the default "All" setting.

Selecting  at any point of this procedure removes all revisions and closes the page. **Bold** numbered steps are required.

1. Select . The **STOCK NBR Browse** pop-up window appears.



2. Select next to the desired Search By Criteria. Depending upon what is chosen:






Note



Only choose one of the three options. STOCK NBR is the default option.

- Enter the STOCK NBR in the field provided. *This is a 15 alphanumeric character field.*
- Enter the ITEM DESC in the field provided. *This is a 1024 alphanumeric character field.*
- Use  to select the FSC.

3. Select . *The Search Results display in the STOCK NBR Grid below.*

StockNbr close or Esc Key

Search Criteria

Search By Additional Search Criteria

Stock Nbr
 Item Desc
 FSC

LIN/TAMCN

Select	Stock Nbr	Item Desc	FSC	LIN/TAMCN	ECC	Util Measure Cd	Util Measure Desc	Util Meter
Select	234001X510267	VEHICLE UTILITY 4X2 GASOLINE	2340			M	Miles	Yes

4. Click the Select hyperlink next to the desired STOCK NBR. *The pop-up window closes and the selected STOCK NBR appears in the previous screen.*

