



# Browse for a Warehouse Stock Number

## Overview


The Warehouse Stock Number Browse pop-up window allows searching for assets in the Warehouse catalog.


## Navigation

ELMS M&U Module > *VARIOUS PROCEDURAL STEPS* >  > Warehouse STOCK  
NBR Browse pop-up window

## Procedures

### Browse for a Warehouse Stock Number

*One or more of the Search Criteria fields can be entered to isolate the results. By default, all results are displayed. Selecting  at any point of this procedure returns all fields to the default "All" setting.*

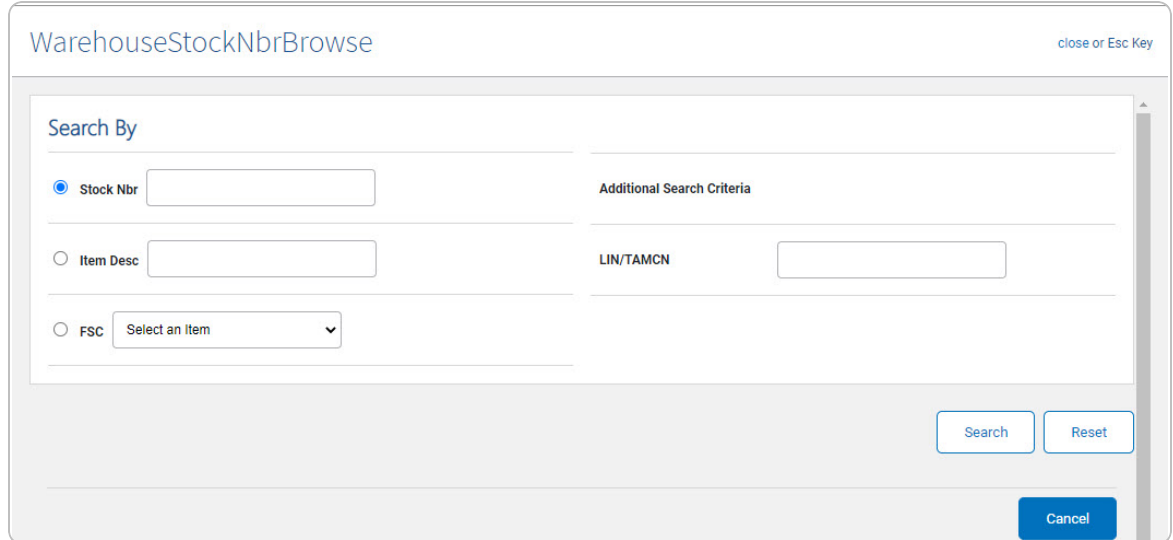
*Selecting  at any point of this procedure removes all revisions and closes the page. **Bold** numbered steps are required.*





## Help Reference Guide

1. Select . The **WAREHOUSE STOCK NBR Browse** pop-up window appears.





2. Select ☐ next to the desired Search By Criteria. Depending upon what ☐ is chosen:

### Note



Only choose one of the three options. STOCK NBR is the default option.

- Enter the STOCK NBR in the field provided. *This is a 15 alphanumeric character field.*
- Enter the ITEM DESC in the field provided. *This is a 1024 alphanumeric character field.*
- Use  to select the FSC.

3. Select . The Search Results display in the Warehouse STOCK NBR Grid below.





## Help Reference Guide

WarehouseStockNbrBrowse close or Esc Key

**Search By**

☐ Stock Nbr

☒ Item Desc

☐ FSC

**Additional Search Criteria**

LIN/TAMCN

Select	Stock Nbr	Item Desc	FSC	LIN/TAMCN
<input type="checkbox"/>	8440002210852	SUSPENDERS, TROUSERS, OD	8440	V43602F
<input type="checkbox"/>	8340015455869	ESS 305 W/ STOVEPIPE OPENING, GREEN	8340	C00452F

4. Select ☐ next to the desired STOCK NBR.
5. Select . The pop-up window closes and the selected STOCK NBR appears in the previous screen.

