



# Search for a WRNTY/SVC/SUBSCRIPTION - ASSET Assoc Inquiry — Criteria

## Overview

The Maintenance and Utilization (M&U) module WRNTY/SVC/SUBSCRIPTION — ASSET ASSOC Inquiry process provides the ability to search for the Asset Associations of a Warranty, Service, or Subscription.

## Navigation

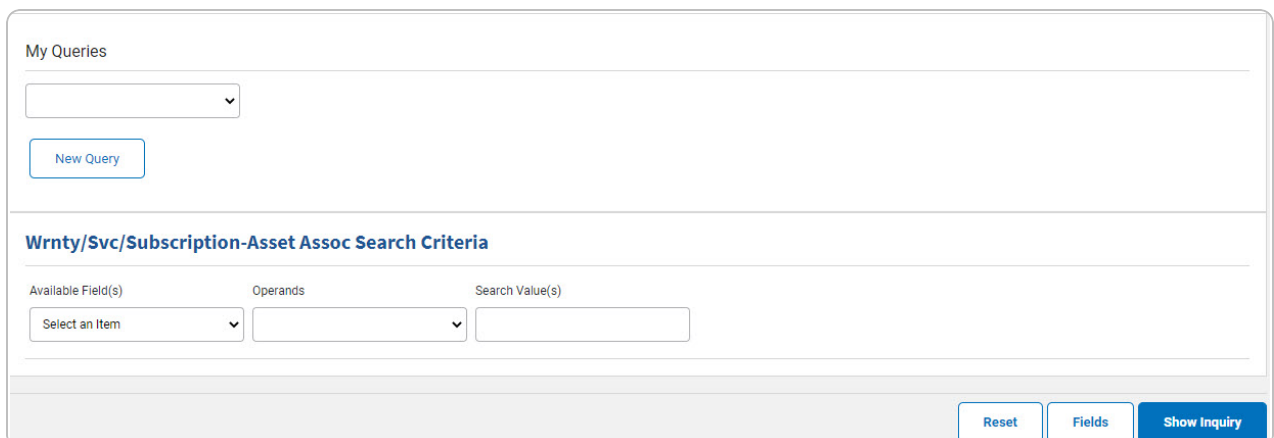
Inquiries > WRNTY/SVC/SUBSCRIP > ASSET ASSOC > WRNTY/SVC/SUBSCRIPTION — ASSET ASSOC Search Criteria page

## Procedures

### Search for a WRNTY/SVC/SUBSCRIPTION - ASSET ASSOC Inquiry — Criteria

One or more of the Search Criteria fields can be entered to isolate the results. By default, all results are displayed. Selecting [Reset](#) at any point of this procedure returns all fields to the default "All" setting.

1. In the Search Criteria box, choose which available field to use in the search.




2. Choose which Available Field(s) to use in the search.






### Note



Adding another Available Field  automatically populates an additional search criteria row.




### Note



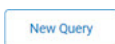
Select  to modify the fields used in the inquiry. *The Fields Selection page opens.*

3. Choose which Operands to use in the search.
4. Choose which Search Value(s) to use in the search.

### Remove an Available Field Row

- a. Use  to select desired Available Field.
- b. Select . *The desired row is removed.*
5. Select . *The **Wrnty/Svc/Subscription - Asset Assoc Inquiry — Results** page appears.*

## Add a My Queries Inquiry

1. Select . *The page refreshes, and My Queries changes from a drop-down field to a text field.*

My Queries

Add Query
Cancel Query

**Wrnty/Svc/Subscription-Asset Assoc Search Criteria**


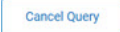


Available Field(s)	Operands	Search Value(s)
Select an Item		

Reset
Fields
Show Inquiry


2. Enter the Query Name in the field provided. *This is a 90 alphanumeric character field.*

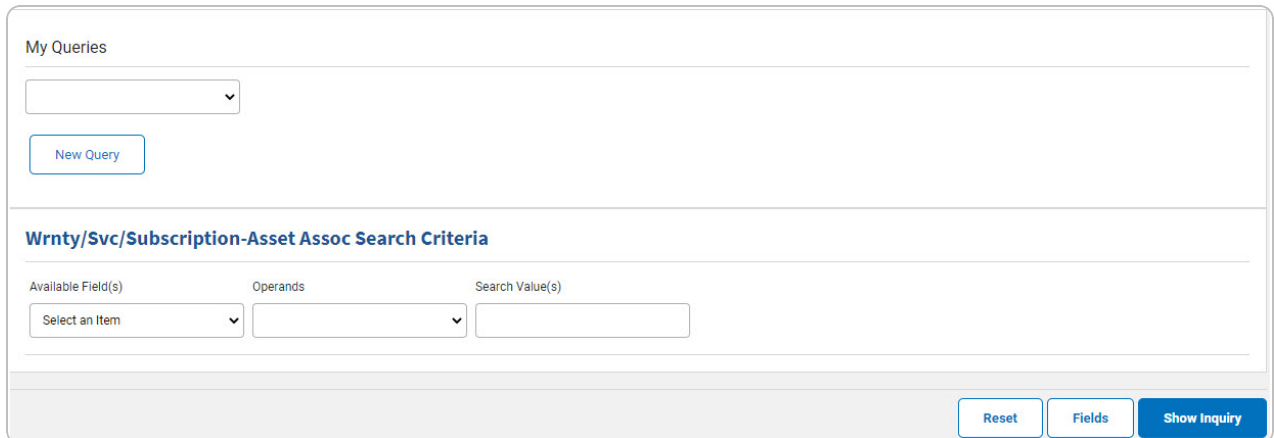






3. Select . The Query and the information entered in the Search Criteria grid are added to My Queries. Select  to disregard the Query.  
Select . The **Wrnty/Svc/Subscription - Asset Assoc Inquiry — Select Fields** page appears.
4. OR  
Select . The **Wrnty/Svc/Subscription - Asset Assoc Inquiry — Results** page appears.

### Select a My Queries Inquiry

1. Use  to select the desired saved query. The page refreshes, and the selected query information appears in the search criteria grid.




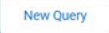
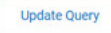

The screenshot shows a web interface with two main sections. The top section, titled 'My Queries', contains a dropdown menu and a 'New Query' button. The bottom section, titled 'Wrnty/Svc/Subscription-Asset Assoc Search Criteria', contains a table with three columns: 'Available Field(s)', 'Operands', and 'Search Value(s)'. The 'Available Field(s)' column has a dropdown menu with 'Select an Item' selected. The 'Operands' column has a dropdown menu. The 'Search Value(s)' column has a text input field. At the bottom right of the form are three buttons: 'Reset', 'Fields', and 'Show Inquiry'.

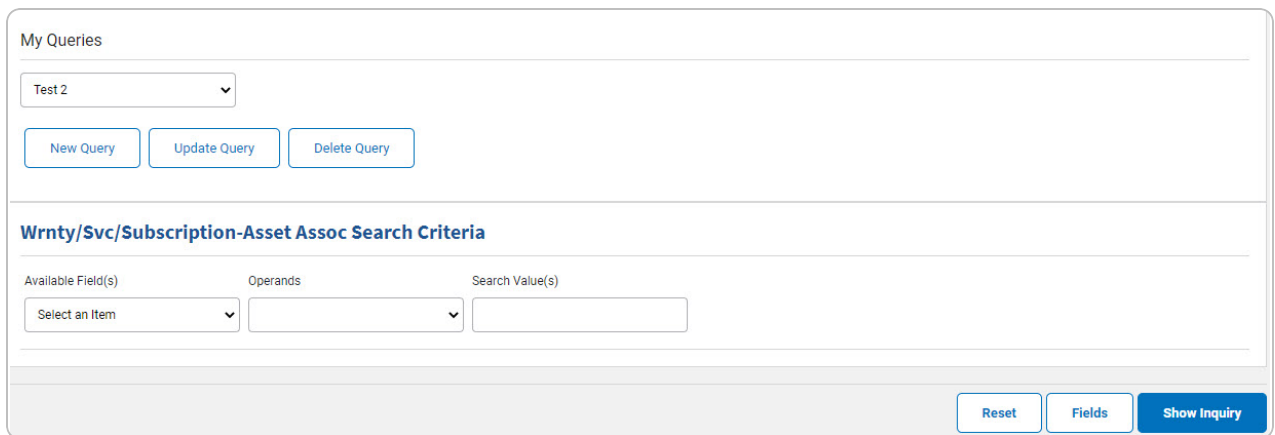
- Select . The **Wrnty/Svc/Subscription - Asset Assoc Inquiry — Select Fields** page appears.
2. OR  
Select . The **Wrnty/Svc/Subscription - Asset Assoc Inquiry — Results** page appears.

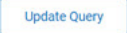







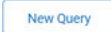


### Update a My Queries Inquiry

1. Use  to select the desired saved query. *The page refreshes, the search criteria fields change, and  is joined by  and .* The selected query information appears in the search criteria grid.



2. Select . *The query information is updated.*  
Select . *The **Wrnty/Svc/Subscription - Asset Assoc Inquiry – Select Fields** page appears.*
3. OR  
Select . *The **Wrnty/Svc/Subscription - Asset Assoc Inquiry – Results** page appears.*

### Delete a My Queries Inquiry

1. Use  to select the desired saved query. *The page refreshes, and  is joined by  and .* The selected query information appears in the search criteria grid.





## Help Reference Guide

My Queries

Test 2

New Query Update Query Delete Query

**Wrnty/Svc/Subscription-Asset Assoc Search Criteria**

Available Field(s)	Operands	Search Value(s)
Select an Item		

Reset Fields Show Inquiry

2. Select [Delete Query](#). The query information is removed.

### Revise the Fields for the Inquiry

Select [Fields](#). The **Wrnty/Svc/Subscription - Asset Assoc Inquiry — Select Fields** page appears.





## Search for a WRNTY/SVC/SUBSCRIPTION - ASSET Assoc Inquiry — Results


### Navigation

Inquiries > WRNTY/SVC/SUBSCRIP > ASSET ASSOC > Search Criteria > [Show Inquiry](#) > WRNTY/SVC/SUBSCRIPTION - ASSET ASSOC Inquiry Search Results page

### Procedures

#### Export the WRNTY/SVC/SUBSCRIPTION - ASSET Assoc Inquiry Results

Selecting [Cancel](#) at any point of this procedure removes all revisions and closes the page. **Bold** numbered steps are required.

1. Select  to choose the print format (Excel, PDF, or Word). The procedure leaves the application based on the selection made.

Rows Retrieved = 86

</






### Note



To reach the optional fields, refer to the **Wrnty/Svc/Subscription - Asset Assoc Inquiry — Field Selection** page.

2. Select . The **Wrnty/Svc/Subscription - Asset Assoc Inquiry — Criteria** page appears.

### Search the Results

1. Select the empty field .
2. Enter the characters or words to search. *Entries are not case sensitive.*
3. Select  to search for the entry. *The entry appears highlighted in the file.*
4. Select  to find the next matching value. *This feature is available if multiple results are found.*

### View the WRNTY/SVC/SUBSCRIPTION - ASSET ASSOC Detail

Select the desired WRNTY/SVC/SUBSCRIPTION - TERMS/COND row. The **Wrnty/Svc/Sub-  
scription - Terms/Cond Inquiry Detail — Basic** page appears.





# Select Fields for the WRNTY/SVC/SUBSCRIPTION - ASSET ASSOC Inquiry

## Navigation

Inquiries > WRNTY/SVC/SUBSCRIP > ASSET ASSOC > Search Criteria >  >  
WRNTY/SVC/SUBSCRIPTION - ASSET ASSOC Inquiry Fields Selection page

## Procedures

### Choose the Extracted Inquiry File Details

Selecting  at any point of this procedure removes all revisions and closes the page, whereas selecting  returns all fields to the default "All" setting. **Bold** numbered steps are required.

1. Select . The **WRNTY/SVC/SUBSCRIPTION - ASSET ASSOC Inquiry** page appears.





## Help Reference Guide

Extract Excel File
☒

Extract Text, Comma Separated File
☐

Extract Id

Privacy Type
Private

Selections

New Selection List

Field	Field Description
<input checked="" type="checkbox"/> Asset Id	The Asset Id on the Work Order.
<input checked="" type="checkbox"/> Item Desc	Item Description for the work order.
<input checked="" type="checkbox"/> Cntr Nbr	Unique value used to identify agreements with suppliers and contractors.
<input checked="" type="checkbox"/> Cntr Use Cd	Identifies the type of loan or service under contract.
<input checked="" type="checkbox"/> Cntr Type Cd	A unique column that holds the code used by the lookup table which coincides with the associated description.
<input checked="" type="checkbox"/> Divy Ord Nbr	The specific order number under an umbrella delivery order. This applies to contracts.
<input checked="" type="checkbox"/> CLIN	A four-position field that identifies different contract line items within the same contract.
<input checked="" type="checkbox"/> SLIN	Two numeric or 2 alpha characters added to the basic contract line item number to identify separate subtitle items.
<input checked="" type="checkbox"/> Stock Nbr	Number assigned to each like asset of supply purchased, stocked or distributed within the Federal government. For turn-in of assets, if valid Stock Number not available, use FSC and description.
<input checked="" type="checkbox"/> Serial Nbr	Used to identify a particular serially managed asset. This field is also used for USA Registration Number. Also used to identify Real Property Assets.
<input checked="" type="checkbox"/> Maint Activity / Owning UIC	The maintenance activity performing the work order
<input checked="" type="checkbox"/> Equip Pool Id	The maintenance equipment pool containing the asset.
<input type="checkbox"/> Dollar Amt	The dollar amount of construction in progress/work in process, real property or the dollar amount of the accounting transaction.
<input type="checkbox"/> History Remarks	A text field available to record local information/reason for change to record.
<input type="checkbox"/> Location	Physical location of an asset.
<input type="checkbox"/> Mfr Name	The full name of a specific manufacturer.
<input type="checkbox"/> Mfr Part Nbr	Number used to record the make or model of a specific piece of equipment.
<input type="checkbox"/> Mfr Yr	Year an asset was manufactured/built/improved.
<input type="checkbox"/> Mfr Model Nbr	The specific number assigned to identify the make/model of an asset.
<input type="checkbox"/> Qty	Quantity on hand or transaction quantity
<input type="checkbox"/> Remarks	A text field available to record local information/reason for change to record.
<input type="checkbox"/> Sub Loc	A more specific description of the physical location of an asset within its Location.
<input type="checkbox"/> Total Cost	Total Cost. Cost of individual end item assets including cost of stand-alone components
<input type="checkbox"/> UUI	Unique Item Identifier. Marking for a qualifying item with a permanent 2-dimensional data matrix.
<input type="checkbox"/> Yr Svc Life	Number of years of recommended service life based upon applicable directives.

Cancel
Reset
Submit
Show Inquiry

2. Choose the desired file type:






## Help Reference Guide


- Click ☐ to select Extract Excel File. *The extracted file on the **View Inquiry Extract** page is an .XLS file.*

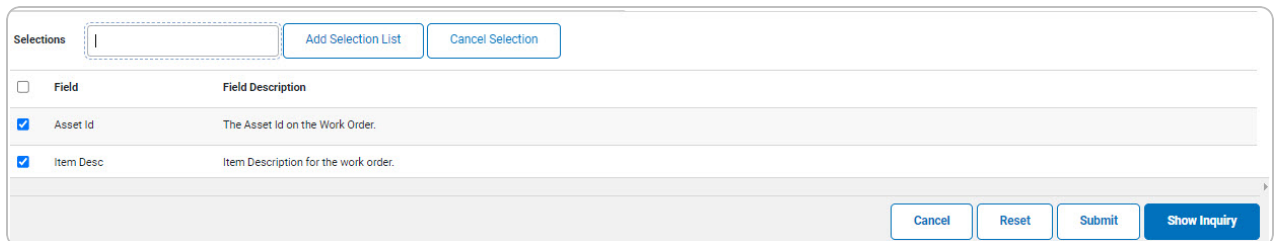
**OR**

Click ☐ to select Extract Text, Comma Separated File. *The extracted file on the **View Inquiry Extract** page is a .CSV file.*

- Enter an unique identifier in the Extract ID field provided. *This adds the identifier to the link on the **View Inquiry Extract** page, and does not change the file name.*
- Use  to select the Privacy Type.

### Add a Selection List


- Select . *The page refreshes, and Selections changes from a drop-down field to a text field.*



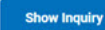
Field	Field Description
<input checked="" type="checkbox"/> Asset Id	The Asset Id on the Work Order.
<input checked="" type="checkbox"/> Item Desc	Item Description for the work order.

#### Note



Selecting  at any time from this point of the procedure removes all revisions and returns My Selections to a drop-down field.

- Select . *The page refreshes, and the selected list is added.*  is replaced by  and .

Select  for small volumes of data. *The **Wrnty/Svc/Subscription - Asset Assoc Inquiry — Results** page appears.*


3.

**OR**






## Help Reference Guide


Select  for large volumes of data. *The **Wrnty/Svc/Subscription - Asset Assoc Inquiry Transaction Status** page appears.*

### Use a Predetermined Field Selection List


1. Use  to display the Selection List.







Field	Field Description
<input checked="" type="checkbox"/> Asset Id	The Asset Id on the Work Order.
<input checked="" type="checkbox"/> Item Desc	Item Description for the work order.

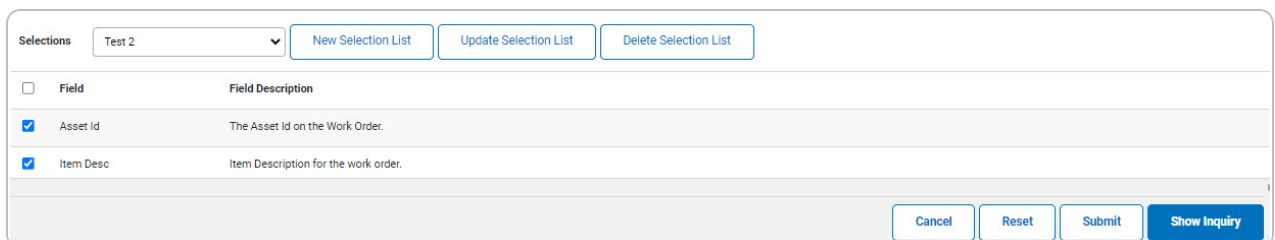
Select  for small volumes of data. *The **Wrnty/Svc/Subscription - Asset Assoc Inquiry — Results** page appears.*

2. **OR**


Select  for large volumes of data. *The **Wrnty/Svc/Subscription - Asset Assoc Inquiry Transaction Status** page appears.*

### Update a Selection List

1. Use  to select the desired Selection List. *The page refreshes, the search criteria fields change, and  is joined by  and .*

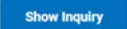


Field	Field Description
<input checked="" type="checkbox"/> Asset Id	The Asset Id on the Work Order.
<input checked="" type="checkbox"/> Item Desc	Item Description for the work order.

2. Select . *The page refreshes.*










Select  for small volumes of data. The **Wrnty/Svc/Subscription - Asset Assoc Inquiry — Results** page appears.

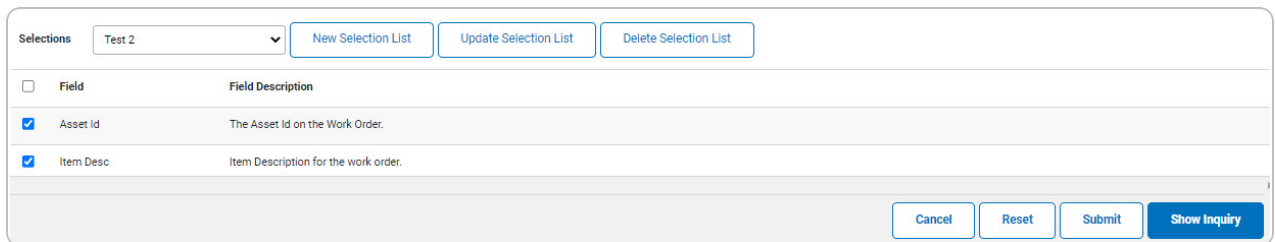
3.

**OR**




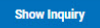
Select  for large volumes of data. The **Wrnty/Svc/Subscription - Asset Assoc Inquiry Transaction Status** page appears.

### Delete a Selection List

1. Use  to select the desired Selection List. The page refreshes, the search criteria fields change, and  is joined by  and .



Field	Field Description
<input checked="" type="checkbox"/> Asset Id	The Asset Id on the Work Order.
<input checked="" type="checkbox"/> Item Desc	Item Description for the work order.


Buttons:    

2. Select . The page refreshes and the list is immediately deleted.

### Modify the Fields Used for the Inquiry

Selecting  at any point of this procedure removes all revisions and closes the page.

**Bold** numbered steps are required.

One or more of the Search Criteria fields can be entered to isolate the results. By default, all results are displayed. Selecting  at any point of this procedure returns all fields to the default "All" setting.

1. Select . The **WRNTY/SVC/SUBSCRIPTION - ASSET ASSOC Inquiry** page appears.





## Help Reference Guide

Extract Excel File ☒

Extract Text, Comma Separated File ☐

Extract Id

Privacy Type 

Private

Selections

New Selection List

<input type="checkbox"/>	Field	Field Description
<input checked="" type="checkbox"/>	Asset Id	The Asset Id on the Work Order.
<input checked="" type="checkbox"/>	Item Desc	Item Description for the work order.
<input checked="" type="checkbox"/>	Cntr Nbr	Unique value used to identify agreements with suppliers and contractors.
<input checked="" type="checkbox"/>	Cntr Use Cd	Identifies the type of loan or service under contract.
<input checked="" type="checkbox"/>	Cntr Type Cd	A unique column that holds the code used by the lookup table which coincides with the associated description.
<input checked="" type="checkbox"/>	Dlvy Ord Nbr	The specific order number under an umbrella delivery order. This applies to contracts.
<input checked="" type="checkbox"/>	CLIN	A four-position field that identifies different contract line items within the same contract.
<input checked="" type="checkbox"/>	SLIN	Two numeric or 2 alpha characters added to the basic contract line item number to identify separate subtitle items.
<input checked="" type="checkbox"/>	Stock Nbr	Number assigned to each like asset of supply purchased, stocked or distributed within the Federal government. For turn-in of assets, if valid Stock Number not available, use FSC and description.
<input checked="" type="checkbox"/>	Serial Nbr	Used to identify a particular serially managed asset. This field is also used for USA Registration Number. Also used to identify Real Property Assets.
<input checked="" type="checkbox"/>	Maint Activity / Owning UIC	The maintenance activity performing the work order
<input checked="" type="checkbox"/>	Equip Pool Id	The maintenance equipment pool containing the asset.
<input type="checkbox"/>	Dollar Amt	The dollar amount of construction in progress/work in process, real property or the dollar amount of the accounting transaction.
<input type="checkbox"/>	History Remarks	A text field available to record local information/reason for change to record.
<input type="checkbox"/>	Location	Physical location of an asset.
<input type="checkbox"/>	Mfr Name	The full name of a specific manufacturer.
<input type="checkbox"/>	Mfr Part Nbr	Number used to record the make or model of a specific piece of equipment.

<input type="checkbox"/>	Mfr Yr	Year an asset was manufactured/built/improved.
<input type="checkbox"/>	Mfr Model Nbr	The specific number assigned to identify the make/model of an asset.
<input type="checkbox"/>	Qty	Quantity on hand or transaction quantity
<input type="checkbox"/>	Remarks	A text field available to record local information/reason for change to record.
<input type="checkbox"/>	Sub Loc	A more specific description of the physical location of an asset within its Location.
<input type="checkbox"/>	Total Cost	Total Cost. Cost of individual end item assets including cost of stand-alone components
<input type="checkbox"/>	Ull	Unique Item Identifier. Marking for a qualifying item with a permanent 2-dimensional data matrix.
<input type="checkbox"/>	Yr Svc Life	Number of years of recommended service life based upon applicable directives.

Cancel

Reset

Submit

Show Inquiry

- Select the fields required for the inquiry. *The first 12 fields are automatically selected.*







### Note



The number of fields selected determines the amount of data returned from the database. The more data returned, the longer the inquiry takes.

3. Select  for small volumes of data. The **Wrnty/Svc/Subscription - Asset Assoc Inquiry — Results** page appears.

**OR**

Select  for large volumes of data. The **Wrnty/Svc/Subscription - Asset Assoc Inquiry Transaction Status** page appears.





# View the WRNTY/SVC/SUBSCRIPTION - ASSET ASSOC Inquiry Details — Basic

## Navigation

Inquiries > WRNTY/SVC/SUBSCRIP > ASSET ASSOC > Search Criteria > [Show Inquiry](#) >  
Search Results > Inquiry Row hyperlink > WRNTY/SVC/SUBSCRIPTION - ASSET ASSOC  
Inquiry Detail — Basic page

## Procedures

### Export the WRNTY/SVC/SUBSCRIPTION - ASSET ASSOC Inquiry Detail — Basic

[Cancel](#)

Selecting [Cancel](#) at any point of this procedure removes all revisions and closes the page.  
**Bold** numbered steps are required.





## 1. Verify the Basic Detail tab.

Basic
Clause
Contractor
Contract

1 of 1
Find | Next

### Asset Assoc Inquiry - Basic Detail

BASIC			
Site Id	FUNC-2	Actbl UIC	N00018
UIC	BROOKS	Process Action	
Stock Nbr	6545014964831	Serial Nbr	651361261
Item Desc	MES GROUND AMBULANCE	Asset Status	Active
Asset Id	SATMUW00110	Custodian Nbr	123456/
Lot Nbr		Expr Dt	
Qty	1	Total Cost	\$14,000.00
Loc	BLDG 105	Sub Loc	
Acq Cost	\$14,000.00	Avg Unit Cost	\$14,000.00
Acq Dt	10/10/2012	Rcpt Dt	10/10/2012
Origl In Svc Dt	10/10/2012	Retirement/Dspsl Dt	
Cond Cd	A - Svcbld(w/o Qual)	Asset Level Cd	EI - End Item No Components
Asset Cd	K - Equipment	Asset Sts Cd	U - In Use
Embedded Cost	\$0.00	HA Asset Id	
Sys Id		Action Cd	INPR - New Procurement
Catalog Pilferable	No	Asset Pilferable	No
Non-Actbl	No		
Rcpt Doc Nbr	E1013022845000	Rcvd By	
Estbd Dt	08/12/2022	Estbd By	Y_SMEALK
Last Activity Dt	08/12/2022	Last Updtd By	Y_SMEALK
Cause of Suspt Loss		Suspt Loss Sts Cd	N/A - Non Applicable
UII			
Remarks			
Catalog			
FSC	6545 - Rplnshbl Fld Mdcl Sets, Kits	Reportable Cd	0 - Not Reportable
Type Asset Cd	G - Gen PP&E	IT Device Cd	N/A - Non Applicable
ACC	N 200000000000033	ARC	N - Nonexpendable
Dmil Cd	A - NonMLI -Dmil Not Req	CIIC	U - Unclassified
Calibration Cd	Not Applicable		
Acq Program		LIN/TAMCN	TEST LIN 0001
Type Dsg Cd		Util Measure Cd	M - Miles
Fdcry Deprn Mthd Cd	SL - Straight Line	Util Svc Life	10000.00
MFR			
Mfr Name	CHEVY	Mfr Model Nbr	
Mfr Part Nbr		CAGE Cd	
Mfr Yr	2012	Secondary Serial Number	





## Help Reference Guide

<b>EXCESS</b>			
Excess Action Cd		Excess Remv Dt	
Excess Dt		Dpsl Doc Nbr	
Mat Doc Id			
<b>INVENTORY</b>			
Inv By Serial Nbr	NO	Inv UIC	E10130
Inv Maj Custodian Nbr	P001	Inv Sub Custodian Nbr	
Qty	1	Inv Qty	60
Loc	BLDG 105	Inv Loc	BLDG 105
Sub Loc		Inv Sub Loc	
RFID Tag	47-2-HQ0157-1-235261	Cause Lst Inv Dt Chg	ASSET MAINT
Last Inv Dt/Tm	01/02/2013 07:00		
Inv User Id	SCHESTER	Rcl Inv User Id	SCHESTER
Inv Input Type	ONLIN	Rcl Inv Input Type	ONLIN
Rcl Last Inv Dt/Tm	01/02/2013 07:00	Cause Lst Rcl Dt Chg	ASSET MAINT
Rcl Qty	60	Rcl Sub Loc	
Rcl Loc	BLDG 105		
Suspt Loss Dt		Suspt Loss Chg Dt	
<b>ACCOUNTING</b>			
Acq Cost	\$14,000.00	Acq Dt	10/10/2012
Asset Cd	K - Equipment	Deprn Cd	N - Non-Capitalized Asset
Acct Rpt Nbr		Cptl Cd	A - DoD Threshold
Cost Center		Deprn Exp Cd	
Task Cd		Transfer Type Cd	0 - Transfer Type Cd not required
Job Order Nbr		Trading Partner Nbr	
Fund Cd/ASN	44/DLC	Type Fund Id	D - Defense Working Capital Funds
Dept Cd	017	Pgm Yr	
Basic Symbol	ABC1	Subhead	1804
Obj Class Cd		LOA	
<b>LOAN</b>			
Loan Cd	G - Government Owned	Loan Notify Cd	
Loaning DODAAC/CAGE Cd		Contract Nbr	
Activity			
Acty Address 1			
Acty Address 2			
City		State	
ZIP Cd		Country Cd	
Loan Start Dt		Loan End Dt	
Mode of Shipment		Shipment Dt	
TCN			
Loan Rcvd By		Loan Rcvd Dt	






## Help Reference Guide

LEASE	
Lease Cd	N - Government Owned
Activity	
Acty Address 1	
Acty Address 2	
City	State
ZIP Cd	Country Cd
Lease Start Dt	Lease End Dt
CONTRACT	
Oblign Doc Nbr	E1013022845000
SPIIN	Cntr/PO Nbr
SLIN	CLIN
	ACRN
DEPRECIATION	
Deprn Sts Cd	Deprn Exp Cd
Activation Dt	Fdcry Deprn Mthd Cd
Deprn Period	Deprn Util Svc Life
Deprn Period Days	Deprn Util Qty
Deprn Util Period	Prr Deprn Util Qty
Deprn SL Rebsln	Deprn AB Rebsln
Deprn SL Lst Rebsln	Deprn AB Lst Rebsln
Prr Deprn SL Rebsln	Prr Deprn AB Rebsln
Total Cost	14000.00
Accumd Deprn	Net Book Value
Current Mnth Deprn	Prior Deprn
Salvage Value	FY Cost
Deprn Cost Center	Write Down Amt
Deprn Job Order Nbr	Deprn Task Cd
	Util Measr Cd
	M - Miles
AGENCY	
Agency Label1	Agency Defined1
Agency Label2	Agency Defined2
Agency Label3	Agency Defined3
Agency Label4	Agency Defined4
Agency Label5	Agency Defined5

03/28/2023 16:23  
For Official Use Only

1 of 1

Cancel

2. Select  to choose the print format (Excel, PDF, or Word). *The procedure leaves the application based on the selection made.*
3. Follow the prompts provided by the computer.

4. Select . *The **Wrnty/Svc/Subscription - Asset Assoc Inquiry — Criteria** page appears.*

OR

Select the Clause tab. *The **Wrnty/Svc/Subscription - Asset Assoc Inquiry Detail — Clause Row** page appears.*





OR

Select the Contractor tab. The **Wrnty/Svc/Subscription - Asset Assoc Inquiry Detail – Contractor** page appears.

OR

Select the Contract tab. The **Wrnty/Svc/Subscription - Asset Assoc Inquiry Detail – Contract** page appears.

### Search the Results

1. Select the empty field  Find | Next.
2. Enter the characters or words to search. *Entries are not case sensitive.*
3. Select  to search for the entry. *The entry appears highlighted in the file.*
4. Select  to find the next matching value. *This feature is available if multiple results are found.*





# View the WRNTY/SVC/SUBSCRIPTION - ASSET ASSOC Inquiry Detail — Clause Row

## Navigation

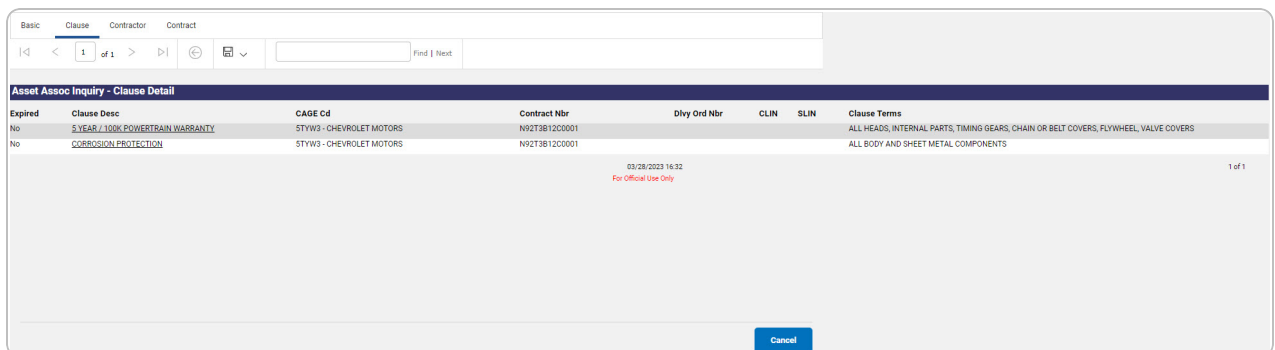
Inquiries > WRNTY/SVC/SUBSCRIP > ASSET ASSOC > Search Criteria > [Show Inquiry](#) >  
 Search Results > Inquiry Row hyperlink > Basic Detail > Clause tab >  
 WRNTY/SVC/SUBSCRIPTION - ASSET ASSOC Inquiry Detail — Clause Row hyperlink


## Procedures

### Export the WRNTY/SVC/SUBSCRIPTION - ASSET ASSOC Inquiry Detail — Clause Row

Selecting [Cancel](#) at any point of this procedure removes all revisions and closes the page.  
**Bold** numbered steps are required.

1. **Verify the Clause Detail Row.**



2. Select  to choose the print format (Excel, PDF, or Word). *The procedure leaves the application based on the selection made.*
3. Follow the prompts provided by the computer.

Select [Cancel](#). The **Wrnty/Svc/Subscription - Asset Assoc Inquiry — Criteria** page appears.

- 4.





OR

Select the Clause Row hyperlink. The **Wrnty/Svc/Subscription - Asset Assoc Inquiry Detail — Clause** page appears.

OR

Select the Contractor tab. The **Wrnty/Svc/Subscription - Asset Assoc Inquiry Detail — Contractor** page appears.

OR

Select the Contract tab. The **Wrnty/Svc/Subscription - Asset Assoc Inquiry Detail — Contract** page appears.

OR

Select the Basic tab. The **Wrnty/Svc/Subscription - Asset Association Inquiry Detail — Basic** page appears.

### Search the Results

1. Select the empty field  Find | Next.
2. Enter the characters or words to search. *Entries are not case sensitive.*
3. Select  to search for the entry. *The entry appears highlighted in the file.*
4. Select  to find the next matching value. *This feature is available if multiple results are found.*



Inquiries > WRNTY/SVC/SUBSCRIP > ASSET ASSOC > Search Criteria > [Show Inquiry](#) > Search Results > Inquiry Row hyperlink > Basic Detail > Clause tab > Clause Row hyperlink > WRNTY/SVC/SUBSCRIPTION - ASSET ASSOC Inquiry Detail — Clause page

## Export the WRNTY/SVC/SUBSCRIPTION - ASSET ASSOC Inquiry Detail – Clause

Cancel

1. *Verify the Clause Detail tab.*

Inquiry - Clause Desc Detail			
CAGE Cd	01PC6 - ACME INCORPORATED MARK	Contract Nbr	H9224209C0002
Dlvy Ord Nbr			
CLIN	1234	SLIN	43
Clause Desc	BPG TEST	Clause Terms	BPG TEST
Clause Procedures			
Util Measr Cd1	D - Days	Util Measr Qty1	5
Util Measr Cd2		Util Measr Qty2	0
Start Dt		End Dt	
Cost Amt	\$0.00	Transfer Level Cd	
Provider Web Addr			
Service Loc Cd		Service Loc Name	
Address 1		Address 2	
City		State Cd	
ZIP Cd		Country Cd	
E-Mail Address		FAX Nbr	


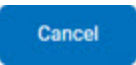
03/24/2023 17:30  
For Official Use Only

1 of 1








## Help Reference Guide

2. Select  to choose the print format (Excel, PDF, or Word). *The procedure leaves the application based on the selection made.*
3. Follow the prompts provided by the computer.
4. Select . The **Wrnty/Svc/Subscription - Asset Assoc Inquiry Detail — Clause Row** page appears.

### Search the Results

1. Select the empty field .
2. Enter the characters or words to search. *Entries are not case sensitive.*
3. Select  to search for the entry. *The entry appears highlighted in the file.*
4. Select  to find the next matching value. *This feature is available if multiple results are found.*





# View the WRNTY/SVC/SUBSCRIPTION - ASSET ASSOC Inquiry Detail — Contractor

## Navigation

Inquiries > WRNTY/SVC/SUBSCRIP > ASSET ASSOC > Search Criteria > [Show Inquiry](#) >  
Search Results > Inquiry Row hyperlink > Basic Details > Contractor tab >  
WRNTY/SVC/SUBSCRIPTION - ASSET ASSOC Inquiry Detail — Contractor page

## Procedures

### Export the WRNTY/SVC/SUBSCRIPTION - ASSET ASSOC Inquiry Detail — Contractor

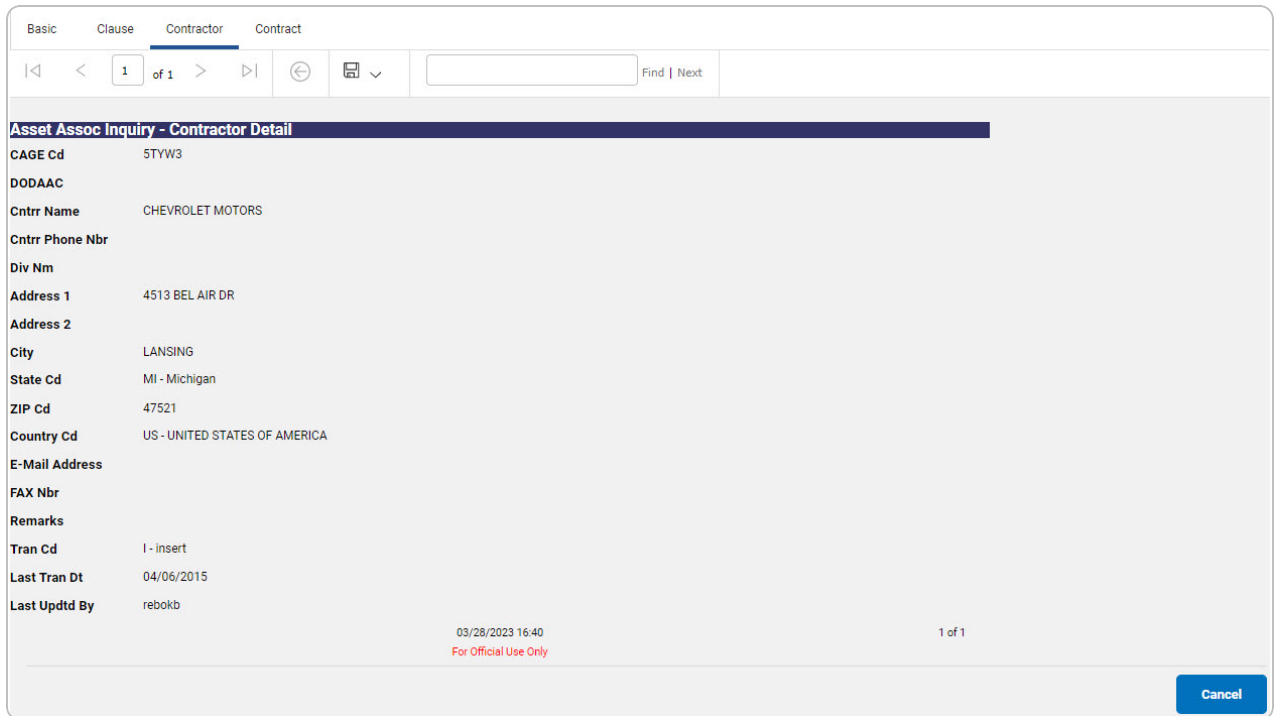
[Cancel](#)

Selecting [Cancel](#) at any point of this procedure removes all revisions and closes the page.  
**Bold** numbered steps are required.





1. Verify the Contractor Detail tab.



Basic Clause **Contractor** Contract

1 of 1 Find | Next

**Asset Assoc Inquiry - Contractor Detail**

CAGE Cd STYW3

DODAAC

Cntrr Name CHEVROLET MOTORS

Cntrr Phone Nbr

Div Nm

Address 1 4513 BEL AIR DR

Address 2

City LANSING

State Cd MI - Michigan

ZIP Cd 47521

Country Cd US - UNITED STATES OF AMERICA

E-Mail Address

FAX Nbr

Remarks

Tran Cd I - insert


Last Tran Dt 04/06/2015

Last Updtd By rebokb

03/28/2023 16:40  
For Official Use Only

1 of 1

Cancel

2. Select  to choose the print format (Excel, PDF, or Word). The procedure leaves the application based on the selection made.

3. Follow the prompts provided by the computer.

Select . The **Wrnty/Svc/Subscription - Asset Assoc Inquiry — Criteria** page appears.

4.

OR

Select the Contract tab. The **Wrnty/Svc/Subscription - Asset Assoc Inquiry Detail — Contract** page appears.

OR

Select the Basic tab. The **Wrnty/Svc/Subscription - Asset Association Inquiry Detail — Basic** page appears.

OR





## Help Reference Guide

Select the Clause tab. The **Wrnty/Svc/Subscription - Asset Assoc Inquiry Detail – Clause Row** page appears

### Search the Results

1. Select the empty field  Find | Next.
2. Enter the characters or words to search. *Entries are not case sensitive.*
3. Select  to search for the entry. *The entry appears highlighted in the file.*
4. Select  to find the next matching value. *This feature is available if multiple results are found.*





# View the WRNTY/SVC/SUBSCRIPTION - ASSET ASSOC Inquiry Detail — Contract

## Navigation

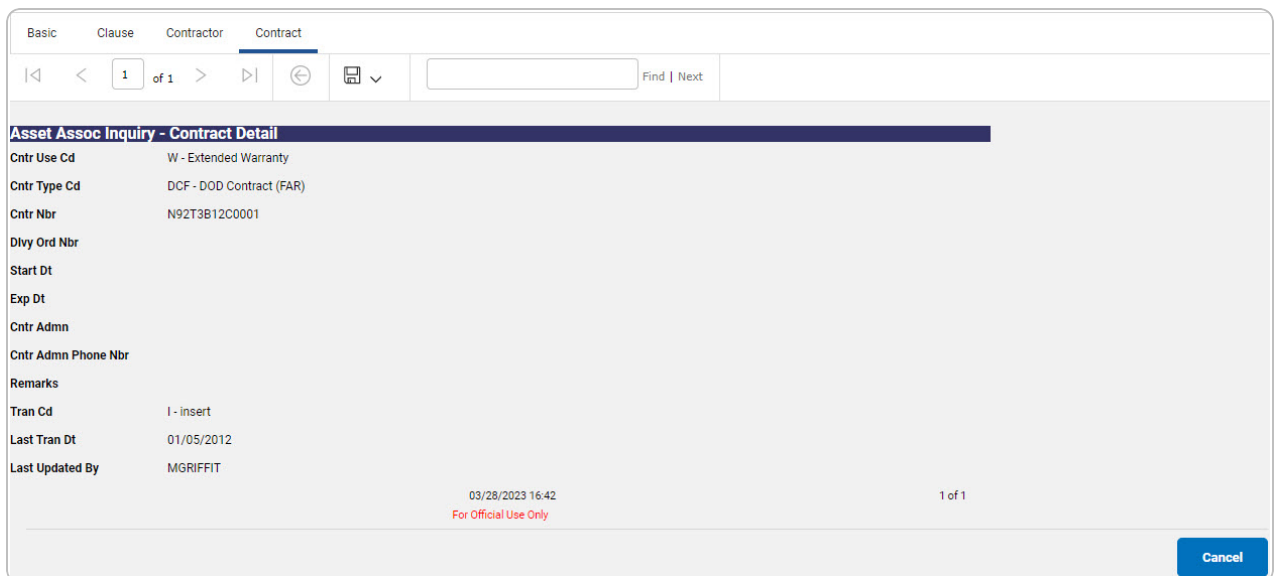
Inquiries > WRNTY/SVC/SUBSCRIP > ASSET ASSOC > Search Criteria > [Show Inquiry](#) >  
Search Results > Inquiry Row hyperlink > Basic Detail > Contract Tab >  
WRNTY/SVC/SUBSCRIPTION - ASSET ASSOC Inquiry Detail — Contract page

## Procedures

### Export the WRNTY/SVC/SUBSCRIPTION - ASSET ASSOC Inquiry Detail — Contract

Selecting [Cancel](#) at any point of this procedure removes all revisions and closes the page.  
**Bold** numbered steps are required.


1. **Verify the Contract Detail tab.**



The screenshot displays the 'Contract' tab of the 'Asset Assoc Inquiry - Contract Detail' window. The interface includes a navigation bar with tabs for 'Basic', 'Clause', 'Contractor', and 'Contract'. Below the tabs, there are navigation controls (back, forward, search) and a 'Find | Next' button. The main content area lists contract details:

Cntr Use Cd	W - Extended Warranty
Cntr Type Cd	DCF - DOD Contract (FAR)
Cntr Nbr	N92T3B12C0001
Divy Ord Nbr	
Start Dt	
Exp Dt	
Cntr Admn	
Cntr Admn Phone Nbr	
Remarks	
Tran Cd	I - Insert
Last Tran Dt	01/05/2012
Last Updated By	MGRIFFIT

At the bottom of the window, there is a status bar showing the date and time '03/28/2023 16:42', the text 'For Official Use Only', and a 'Cancel' button.

2. Select  to choose the print format (Excel, PDF, or Word). The procedure leaves the application based on the selection made.





3. Follow the prompts provided by the computer.

Select . The **Wrnty/Svc/Subscription - Asset Assoc Inquiry — Criteria** page appears.

- 4.

OR

Select the Basic tab. The **Wrnty/Svc/Subscription - Asset Association Inquiry Detail — Basic** page appears.





OR

Select the Clause tab. The **Wrnty/Svc/Subscription - Asset Assoc Inquiry Detail — Clause Row** page appears

OR

Select the Contractor tab. The **Wrnty/Svc/Subscription - Asset Assoc Inquiry Detail — Contractor** page appears.

### Search the Results

1. Select the empty field  .
2. Enter the characters or words to search. *Entries are not case sensitive.*
3. Select  to search for the entry. *The entry appears highlighted in the file.*
4. Select  to find the next matching value. *This feature is available if multiple results are found.*

