



Search for a WRNTY/SVC/SUBSCRIPTION — Asset Assoc — Criteria

Overview

The Maintenance and Utilization module Warranty/Service/Subscription — Asset Association process provides the ability to update warranty, extended warranty, service, and subscription information supplied with an asset purchase.

Note




The options for CAGE Cd are based on the contractors created in the Warranty/Service/Subscription Process. Choosing a CAGE Cd further helps to eliminate the number of rows returned from the database when searching for a record.

Navigation

Maintenance > WRNTY/SVC/SUBSCRIP > Asset ASSOC > WRNTY/SVC/SUBSCRIPTION — Asset Assoc Search Criteria page

Procedures

Search for a WRNTY/SVC/SUBSCRIPTION — Asset Assoc

One or more of the Search Criteria fields can be entered to isolate the results. By default, all results are displayed. Selecting  at any point of this procedure returns all fields to the default "All" setting. **Bold** numbered steps are required.

1. In the Search Criteria box, narrow the results by entering one of the following optional fields.





Help Reference Guide

Search Criteria

Contract Use Cd	Select an Item	Stock Nbr	
CAGE Cd	Select an Item	Serial Nbr	
Contract Nbr		Secondary Serial Number	
Asset Id		UII	

Reset
Search

- Select [Search](#). The **Wrnty/Svc/Subscription — Asset Assoc Search Results** page appears.

Search Criteria

Contract Use Cd	Contract Nbr	Stock Nbr	Secondary Serial Number
--	12345678A0123	--	--
CAGE Cd	Asset Id	Serial Nbr	UII
--	--	--	--

Search Results

Update	CAGE Cd	Contract Nbr	Contract Use Cd	Divy Ord Nbr	CLIN	SLIN
Update	1JDB1 - JD ENTERPRISES	12345678A0123	P		1234	56
Update	7HLT1 - HOLTRY'S LANDSCAPING	12345678A0123	W	99999999999999999999	0001	01

Cancel





Update a WRNTY/Svc/SUBSCRIPTION — Asset Assoc

Navigation

Maintenance > WRNTY/SVC/SUBSCRIP > Asset ASSOC > Search Criteria > > Search Results > Update hyperlink > WRNTY/SVC/SUBSCRIPTION — Asset ASSOC Update page

Procedures

Update a WRNTY/Svc/SUBSCRIPTION — Asset Assoc


Selecting at any point of this procedure removes all revisions and closes the page, whereas selecting returns all fields to the default "All" setting. **Bold** numbered steps are required.

1. Select the Update hyperlink. The **Update a WRNTY/Svc/SUBSCRIPTION — Asset Assoc** page appears.

Wrnty/Svc/Subscription - Asset Assoc

CAGE Cd	1JDB1 - JD ENTERPRISES	SLIN	56
Contract Nbr	12345678A0123	*Asset Id	<input type="text"/> <input type="button" value="Search"/>
Divy Ord Nbr			<input type="button" value="Save"/>
CLIN	1234	Select/Deselect	<input type="checkbox"/>

Remove	Asset Id	Item Desc	Stock Nbr	Serial Nbr	Secondary Serial Number	U/I	Status
<input type="checkbox"/>	JDA12345008	JD SOFTWARE MAINTENAN	JDS12345	JDS123450008			Active

- A. Enter the ASSET ID, or use  to browse for the asset. *This is a 12 alphanumeric character field.*
- B. Select . *The entry appears in the WRNTY/Svc/SUBSCRIPTION - Asset Assoc Save Grid.*






2. Select . The **Wrnty/Svc/Subscription — Asset Assoc Transaction Status** page appears.

Remove a WRNTY/SVC/SUBSCRIPTION — Asset Assoc

1. Click ☐ next to the desired entry to Remove . *The entry is selected for removal.*

Note



There is no Delete page in this process. When a record is selected for removal, the WRNTY/SVC/SUBSCRIPTION - Asset Assoc is deleted once clicking .

2. Select . The **Wrnty/Svc/Subscription — Asset Assoc Transaction Status** page appears.

