



Search for an Ancillary Cost – Criteria

Overview

The Property Accountability module Ancillary Cost process provides the ability to add additional costs and improvement costs to assets. Additional costs, known as ancillary costs, are shown as installation, de-installation, and transportation costs, legal fees, etc. Improvement costs are those costs incurred to 'improve' an existing asset and extend its useful life.

Note



Ancillary Costs are recorded costs or values that include the amount(s) paid to bring the asset to its form and location suitable for its intended use. They are identifiable and Material to the value of the asset. In addition to the amount paid to the vendor, additional, usually subordinate costs that are identifiable, shall be included in the recorded cost.

Navigation

Accounting > Ancillary Cost > Ancillary Cost Search Criteria page

Procedures

Search for an Ancillary Cost

One or more of the Search Criteria fields can be entered to isolate the results. By default, all results are displayed. Selecting at any point of this procedure returns all fields to the default "All" setting.

1. In the Search Criteria box, narrow the results by entering one of the following optional fields.





Search Criteria

Personal Property

Improvement

*UIC

Asset Id

Stock Nbr

Serial Nbr

Cost Type

- A. Select Personal Property if the search is for the additional cost for a personal property asset.
- OR
- Select Improvement if the search is for the additional cost for an improvement cost.
- B. Use to select the UIC. *The default is to the currently logged UIC.*
2. Select . *The **Ancillary Cost Search Results** page appears.*





Help Reference Guide

Search Criteria

Action Personal Property	Asset Id --	Serial Nbr --	Impv Nbr --
UIC BROOKS	Stock Nbr --	Cost Type --	

Search Results

Update	Delete	Oblign Doc Nbr	Cost Type	Asset Id	Stock Nbr	Serial Nbr	Impv Nbr	Item Desc
Update	Delete	BR00KS63361001	Handling & Storage	BROOKS000193	05668E-11011-10	CAP002-002		SYSTEM BALANCE 4100G
Update	Delete	BR00KS81451100	Engineering Studies	BROOKS000263	12481632640003	BELNPG123		SPACE SHUTTLE
Update	Delete	BR00KS03171000	Other	BROOKS000333	7025012795308	34131992		PROGRAM LOADER,RADI

Cancel





Add an Ancillary Cost

Navigation

Accounting > Ancillary Cost > Search Criteria > > Ancillary Cost Add page

Procedures

Add an Ancillary Cost



Selecting at any point of this procedure removes all revisions and closes the page.
Bold numbered steps are required.






1. Select . The **Ancillary Cost Add** page appears.

Add

UIC	BROOKS
Asset Id	BROOKS000260
Stock Nbr	0005000739411
Serial Nbr	BPG
Impr Nbr	
Item Desc	TEST RIFLE
*Cost Type	Select an Item <input type="button" value="v"/>
*Cost Amt	<input type="text"/>
*Acq Dt	<input type="text"/> 
*Eff Dt	4/21/2023 
Cntr/PO Nbr	<input type="text"/>
SPIN	<input type="text"/>
CLIN	<input type="text"/>
SLIN	<input type="text"/>
ACRN	<input type="text"/>
Oblign Doc Nbr	BROOKS81451000
Remarks	<input type="text"/>
History Remarks	<input type="text"/>

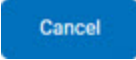







- Use  to select the Cost Type.
- Enter the Cost AMT in the field provided. *This is a 12 numeric character field.*

Attention



If the Capital Asset is activated for depreciation, the entered ancillary cost affects the dollar amount of depreciation reported to the agency's accounting system. If there is any question as to the correct dollar amount, select  and consult with the agency's accountant or comptroller to confirm before processing.

- Use  to select the ACQ DT, or enter the date (MM/DD/YYYY) in the field provided.
- Use  to select the EFF DT, or enter the date (MM/DD/YYYY) in the field provided.
- Select . The **Ancillary Cost Transaction Status** page appears.





Update the Ancillary Cost

Navigation

Accounting > Ancillary Cost > Search Criteria > > Update hyperlink > Type Action > > Ancillary Cost Update page

Procedures

Update an Ancillary Cost

Selecting at any point of this procedure removes all revisions and closes the page. **Bold** numbered steps are required.

1. Select . The **Ancillary Cost Search Results** page appears.

Search Criteria

Action Personal Property	Asset Id --	Serial Nbr --	Impv Nbr --
UIC BROOKS	Stock Nbr --	Cost Type --	

Search Results

Update	Delete	Oblign Doc Nbr	Cost Type	Asset Id	Stock Nbr	Serial Nbr	Impv Nbr	Item Desc
Update	Delete	BR00KS63361001	Handling & Storage	BROOKS000193	05668E-11011-10	CAP002-002		SYSTEM BALANCE 4100G
Update	Delete	BR00KS81451100	Engineering Studies	BROOKS000263	12481632640003	BELNPG123		SPACE SHUTTLE
Update	Delete	BR00KS03171000	Other	BROOKS000333	7025012795308	34131992		PROGRAM LOADER,RADI

2. Review the Search Criteria panel.
3. Review the Search Results panel.






4. Select the desired Update hyperlink. The **Search Results – Ancillary Cost Update** page appears.

Update

UIC	BROOKS
Asset Id	BROOKS000263
Stock Nbr	12481632640003
Serial Nbr	BELNPG123
Impv Nbr	
Item Desc	SPACE SHUTTLE
Type Action	New Procurement - Price Corrector ▼





- A. Use  to select the Type Action.

New Procurement - Price Correction

Update

UIC	BROOKS
Asset Id	BROOKS000263
Stock Nbr	12481632640003
Serial Nbr	BELNPG123
Impv Nbr	
Item Desc	SPACE SHUTTLE
Type Action	<input type="text" value="New Procurement - Price Correctior"/>







- a. Select . The **Real Property Update** page appears.

Update

UIC	BROOKS
Asset Id	BROOKS000263
Stock Nbr	12481632640003
Serial Nbr	BELNPG123
Impv Nbr	
Item Desc	SPACE SHUTTLE
*Cost Type	ES-Engineering Studies
*Cost Amt	50000.00
*Acq Dt	2/1/2019
*Eff Dt	2/6/2019
Cntr/PO Nbr	
SPIIN	
CLIN	
SLIN	
ACRN	
Oblign Doc Nbr	BROOKS81451100
Remarks	BPG Test
History Remarks	BPG Test




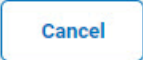



- b. Update the Cost Type, using  to select the desired type.
- c. Update the Cost AMT, entering the revised cost in the field provided. *This is a 12 numeric character field.*
- d. *Verify the ACQ DT.*
- e. *Verify the EFF DT.*
- f. Select . The **Ancillary Cost Transaction Status** page appears.

New Procurement - Update

Update

UIC	BROOKS
Asset Id	BROOKS000263
Stock Nbr	12481632640003
Serial Nbr	BELNPG123
Impv Nbr	
Item Desc	SPACE SHUTTLE
Type Action	New Procurement - Update 









- a. Select . The **Real Property Update** page appears.

Update

UIC	BROOKS
Asset Id	BROOKS000263
Stock Nbr	12481632640003
Serial Nbr	BELNPG123
Impv Nbr	
Item Desc	SPACE SHUTTLE
*Cost Type	ES-Engineering Studies
*Cost Amt	50000.00
*Acq Dt	2/1/2019
*Eff Dt	2/6/2019
Cntr/PO Nbr	
SPIIN	
CLIN	
SLIN	
ACRN	
Oblign Doc Nbr	BROOKS81451100
Remarks	BPG Test
History Remarks	BPG Test





- b. Update the Cost Type, using  to select the desired type.
- c. Update the Cost AMT, entering the revised cost in the field provided. *This is a 12 numeric character field.*
- d. Update the ACQ DT, using  or entering the date (MM/DD/YYYY) in the field provided.
- e. Update the EFF DT, using  or entering the date (MM/DD/YYYY) in the field provided.
- f. Select . The **Ancillary Cost Transaction Status** page appears.





Delete an Ancillary Cost

Navigation

Accounting > Ancillary Cost > Search Criteria > > Delete hyperlink > Ancillary Cost Delete page

Procedures

Delete an Ancillary Cost

Selecting at any point of this procedure removes all revisions and closes the page. **Bold** numbered steps are required.

1. Select . The **Ancillary Cost Search Results** page appears.

Search Criteria

Action Personal Property	Asset Id --	Serial Nbr --	Impv Nbr --
UIC BROOKS	Stock Nbr --	Cost Type --	

Search Results

	Update	Delete	Oblign Doc Nbr	Cost Type	Asset Id	Stock Nbr	Serial Nbr	Impv Nbr	Item Desc
	Update	Delete	BR00KS63361001	Handling & Storage	BROOKS000193	05668E-11011-10	CAP002-002		SYSTEM BALANCE 4100G
	Update	Delete	BR00KS81451100	Engineering Studies	BROOKS000263	12481632640003	BELNPG123		SPACE SHUTTLE
	Update	Delete	BR00KS03171000	Other	BROOKS000333	7025012795308	34131992		PROGRAM LOADER,RADI

2. Review the Search Criteria panel.
3. Review the Search Results panel.
4. Select the Delete hyperlink. The **Ancillary Cost Delete** page appears.





To complete delete action, select Delete; otherwise, select Cancel

Delete


UIC	BROOKS
Asset Id	BROOKS000260
Stock Nbr	0005000739411
Serial Nbr	BPG
Impr Nbr	
Item Desc	TEST RIFLE
*Cost Type	HT-Handling & Storage
*Cost Amt	500.00
*Acq Dt	4/20/2023
*Eff Dt	4/21/2023
Contr/PO Nbr	
SPIN	
CLIN	
SLIN	
ACRN	
Oblign Doc Nbr	BROOKS81451000
Remarks	
*History Remarks	

Cancel Delete

- A. *Verify the Cost Type.*
- B. *Verify the Cost AMT.*





- C. Verify the *Acq DT*.
- D. Verify the *EFF DT*.
- E. Enter any History Remarks in the field provided. *This is a 256 alphanumeric character field.*
- F. Select . The **Ancillary Cost Transaction Status** page appears.

