



# Search for a Depreciation Update Personal Property — Criteria

## Overview

The Property Accountability module Depreciation Update Personal Property process provides the ability to activate Personal Property and Improvements for depreciation and updates the depreciation data. When a Personal Property asset is re-baselined, the previous depreciation reported cannot be recovered for that asset.

## Navigation

Accounting > DEPRN UPDATE > Personal Property > Depreciation Update Personal Property Search Criteria page

## Procedures

### Search for Personal Property

One or more of the Search Criteria fields can be entered to isolate the results. By default, all results are displayed. Selecting  at any point of this procedure returns all fields to the default "All" setting.

1. Select  Personal Property if the depreciated asset is a personal property. The appropriate fields appear.





### Search Criteria

Personal Property

Personal Prop Impvs

Deprn Sts

UIC

Asset Id

Stock Nbr

Serial Nbr

Asset Sts Cd

Acq Program Name

Type Dsg Name

Reset

Search

2. Select . The **Personal Property Depreciation Update Search Results** page appears. Results display in the Search Results grid.





## Help Reference Guide

**Search Criteria**

<b>Deprn Type</b> AST - Deprn Personal Prop	<b>Asset Id</b> --	<b>Serial Nbr</b> --	<b>Type Dsg Nm</b> --
<b>Deprn Sts</b> Not-Activated	<b>Stock Nbr</b> 0005000739411	<b>Asset Sts Cd</b> --	<b>Acq Program Name</b> --
<b>UIC</b> BROOKS			

---

**Search Results**

Select	Activation Dt	UIC	Asset Id	Stock Nbr	Serial Nbr	Maj Cust Nbr	Sub Cust Nbr	Intrf Sys Cd	Asset Sts Cd	Item Desc	LIN/TAMCN	Type Dsg Name
<input type="checkbox"/>		BROOKS	BROOKS000289	0005000739411	1000001	FB2020		AK - LMP	U - In Use	TEST RIFLE	AA123A	
<input type="checkbox"/>		BROOKS	TEST12334902	0005000739411	Q2398470182374	123456		AY - NO AUTOMATED INTERFACE	U - In Use	TEST RIFLE	AA123A	

### Search for Personal Property Improvements

1. Select  PERSONAL PROP IMPVS if the depreciated asset is an improvement on a personal property. *The appropriate fields appear.*





### Search Criteria

Personal Property	<input type="radio"/>
Personal Prop Impvs	<input checked="" type="radio"/>
Deprn Sts	NonActivated <input type="button" value="v"/>
UIC	Select an Item <input type="button" value="v"/>
Asset Id	<input type="text"/>
Acq Program Name	Select an Item <input type="button" value="v"/>
Type Dsg Name	Select an Item <input type="button" value="v"/>
Impv Nbr	<input type="text"/>

2. Select . The **Personal Property Depreciation Update Search Results** page appears. Results display in the Search Results grid.





## Help Reference Guide

### Search Criteria

**Deprn Type**  
AIM - Deprn Personal Prop Impv

**UIC**  
DE5L2C

**Stock Nbr**  
--

**Asset Sts Cd**  
--

**Deprn Sts**  
Not-Activated

**Asset Id**  
--

**Serial Nbr**  
--

**Impv Nbr**  
--

### Search Results

Select	Activation Dt	UIC	Asset Id	Stock Nbr	Serial Nbr	Maj Cust Nbr	Sub Cust Nbr	Intrf Sys Cd	Impv Nbr	Asset Sts Cd	Item Desc	LIN/TAMCN	Type Dsg Name
<input type="checkbox"/>		DE5L2C	<a href="#">DE5L2C100000</a>	7030DEVMOD	12	DEVMOD		AY - NO AUTOMATED INTERFACE	00001	U - In Use	SOFTWARE DEV INHOUSE		
<input type="checkbox"/>		DE5L2C	<a href="#">DE5L2C100007</a>	7030DEVMOD	333	DEVMOD		AY - NO AUTOMATED INTERFACE	00001	U - In Use	SOFTWARE DEV INHOUSE		

Cancel

Deselect All

Select All

Continue





## Select Depreciation Update Personal Property Rows

### Navigation

Accounting > DEPRN UPDATE > Personal Property > Search Criteria >  > Search Results >  (desired record) >  > Depreciation Update Personal Property Selected Rows page

### Procedures

#### Review the Depreciation Update Personal Property Selected Records

Selecting  at any point of this procedure removes all revisions and closes the page. **Bold** numbered steps are required.

1. Verify the Search Criteria panel:

Search Criteria

Deprn Type AST - Deprn Personal Prop	Asset Id --	Serial Nbr --	Type Dsg Nm --
Deprn Sts Not-Activated	Stock Nbr 0005000739411	Asset Sts Cd --	Acq Program Name --
UIC BROOKS			

Selected Rows


Activation Dt	UIC	Asset Id	Stock Nbr	Serial Nbr	Maj Cust Nbr	Sub Cust Nbr	Intrf Sys Cd	Asset Sts Cd	Item Desc	LIN/TAMCN	Type Dsg Name
	BROOKS	BROOKS000289	0005000739411	1000001	FB2020		AK - LMP	U-In Use	TEST RIFLE	AA123A	

2. Select the ASSET ID hyperlink. *The **Asset Details** page appears.*
3. Select . *The **Depreciation Update Personal Property Update** page appears.*





## Review the Depreciation Update Personal Property Improvement Selected Records

Selecting  at any point of this procedure removes all revisions and closes the page. **Bold** numbered steps are required.

1. Verify the Search Criteria panel:

**Search Criteria**


Deprn Type AIM - Deprn Personal Prop Impv	UIC DE5L2C	Stock Nbr --	Asset Sts Cd --
Deprn Sts Not-Activated	Asset Id --	Serial Nbr --	Impv Nbr --

---

**Search Results**

Select	Activation Dt	UIC	Asset Id	Stock Nbr	Serial Nbr	Maj Cust Nbr	Sub Cust Nbr	Intrf Sys Cd	Impv Nbr	Asset Sts Cd	Item Desc	LIN/TAMCN	Type Dsg Name
<input type="checkbox"/>		DE5L2C	<a href="#">DE5L2C100000</a>	7030DEVMOD	12	DEVMOD		AY - NO AUTOMATED INTERFACE	00001	U - In Use	SOFTWARE DEV INHOUSE		
<input type="checkbox"/>		DE5L2C	<a href="#">DE5L2C100007</a>	7030DEVMOD	333	DEVMOD		AY - NO AUTOMATED INTERFACE	00001	U - In Use	SOFTWARE DEV INHOUSE		

Cancel Deselect All Select All Continue

2. Select the ASSET ID hyperlink. *The **Asset Details** page appears.*
3. Select the IMPV NBR hyperlink. *The **Personal Property Improvement Depreciation Update Details** page appears.*
4. Select . *The **Depreciation Update Personal Property Update** page appears.*





# Depreciation Update Personal Property Improvement Details

## Navigation

Accounting > DEPRN UPDATE > Personal Property > Search Criteria >  > Search Results > IMPV NBR hyperlink > Depreciation Update Personal Property Improvement Detail page

## Procedures

### Review the Depreciation Update Personal Property Improvement Details

1. Select the IMPV NBR hyperlink. *The **Depreciation Update Personal Property Improvement Details** page appears.*





### Personal Property Improvement Details

Impr Nbr	00001
Asset Id	DESL2C100000
Stock Nbr	70300EVM00
Serial Nbr	12
Item Desc	SOFTWARE DEV INHOUSE
LIN/TAMCN Authn	
Acq Dt	05/01/2008
Eff Dt	05/13/2008
ACC-SFIS Cd	L 300000000000020
Type Action	CNPR/UPDT
Estbd By	J.AFFERR
Estbd Dt	5/13/2008
Last Updtd By	SQLAdmin
Last Activity Dt	11/3/2009
Improvement Cost	\$ 0.00
Total Cost	\$ 1500000.00
Asset Cd	A
Acct Sys Cd	AY
Acct Rpt Nbr	DESL2C200805130001
Cptl Cd	A
Cost Center	55447766
Transfer Type Cd	0
Task Cd	666666666666
Trading Partner Nbr	000
Job Order Nbr	123456789101DFA





## Help Reference Guide

Type Fund Cd	D
Fund Cd/ASN	08/DEDE
Fgrm Yr	20082008
Dept Cd	
SubHead	DEDE
Basic Symbol	
LOA	01200820083344 DEDE DEDE 3310
Obj Class Cd	3100
Cont:PO Nbr	
Obtain Doc Nbr	HQCWCF80790001
CLIN	
SPIN	
ACRN	
SLIN	
Activation Dt	
Degrn Exp Cd	
Degrn Period	120
Degrn Cost Center	
Degrn Task Cd	
Degrn Job Order Nbr	
Degrn Sls Cd	N
Accumd Degrn	\$ 0.00
Degrn SL Rebsln	
Degrn SL Lst Rebsln	
Degrn AB Rebsln	
Degrn AB Lst Rebsln	
FY Cost	\$ 0.00





## Help Reference Guide

Salvage Value	\$ 0.00
Prior Deprn	\$ 0.00
Current Mnth Deprn Amt	
Pri Deprn SL Rebsln	
Pri Deprn AB Rebsln	
Deprn Util Svc Life	
Deprn Util Qty	
Pri Deprn Util Qty	
Deprn Period Days	
Write Down Amt	
Fdcry Deprn Mthd Cd	
Util Measure Cd	
Deprn Util Period	
Remarks	
History Remarks	

Cancel





# Update the Depreciation Update Personal Property Record

## Overview

The Depreciation Update Personal Property Update process allows editing and activating of assets, and beginning their depreciation. In this process, the depreciation period is set, prior depreciation is calculated, and accounting information is entered.

## Navigation

Accounting > DEPRN UPDATE > Personal Property > Search Criteria >  > Search Results >  (desired record) >  > Selected Rows >  > Depreciation Update Personal Property Update page

## Procedures

### Update a Depreciation

Selecting  at any point of this procedure removes all revisions and closes the page.  
**Bold** numbered steps are required.





1. Review the Record Information.

### Record Information

<b>Deprn Type</b> AST - Deprn Personal Prop	<b>Stock Nbr</b> 2310010941372	<b>Typ Dsg Name</b> --	<b>Accumd Deprn</b> 0.00
<b>Deprn Sts</b> NOT-ACTIVATED	<b>Serial Nbr</b> 5558886	<b>Deprn Util Qty</b> 0.00	<b>Total Cost</b> 152000.00
<b>UIC</b> DE5L2C	<b>Asset Sts Cd</b> U	<b>Util Measure Cd</b> D - Days	<b>Deprn Cost Center Desc</b>
<b>Asset Id</b> DE5L2C100106	<b>LIN / TAMCN</b> --	<b>Write Down Amt</b> 0.00	
	<b>Fdcry Deprn Mthd Cd</b> SL	<b>Item Desc</b> TRUCK,AMBULANCE	

---

### Simulate Depreciation

---




### Depreciation Update

<b>Activation Dt</b>	<input type="text" value="9/14/2012"/>
<b>* Deprn Period</b>	<input type="text" value="60"/>
<b>Salvage Value</b>	<input type="text" value="0.00"/>
<b>Prior Deprn SL</b>	
<b>Prior Deprn AB</b>	
<b>* Exp Cd</b>	<input type="text" value="2-Unfunded"/>
<b>* Deprn Sts</b>	<input type="text" value="Depreciating"/>
<b>Deprn Cost Center</b>	<input type="text"/>
<b>Deprn Task Cd</b>	<input type="text"/>
<b>Deprn Job Order Nbr</b>	<input type="text"/>
<b>Deprn Util Svc Life</b>	
<b>Prior Deprn Util Qty</b>	
<b>Action Type</b>	<input type="text" value="Update"/>

2. Update the DEPRN PERIOD, entering the revised identifier in the field provided. *This is a 3 numeric character field.*





3. Update the Exp Cd, using  to select the desired code.
4. Update the Deprn Sts, using  to select the desired status.
5. Select . The **Personal Property Depreciation Update Transaction Status** page appears.

