



Browse for a Higher Assemblage

Overview


The Higher Assemblage Browse pop-up window allows searching for all the assets for the UIC.


Navigation

ELMS PA Module > *VARIOUS PROCEDURAL STEPS* >  > Higher Assemblage Browse pop-up window

Procedures

Browse for a Higher Assemblage

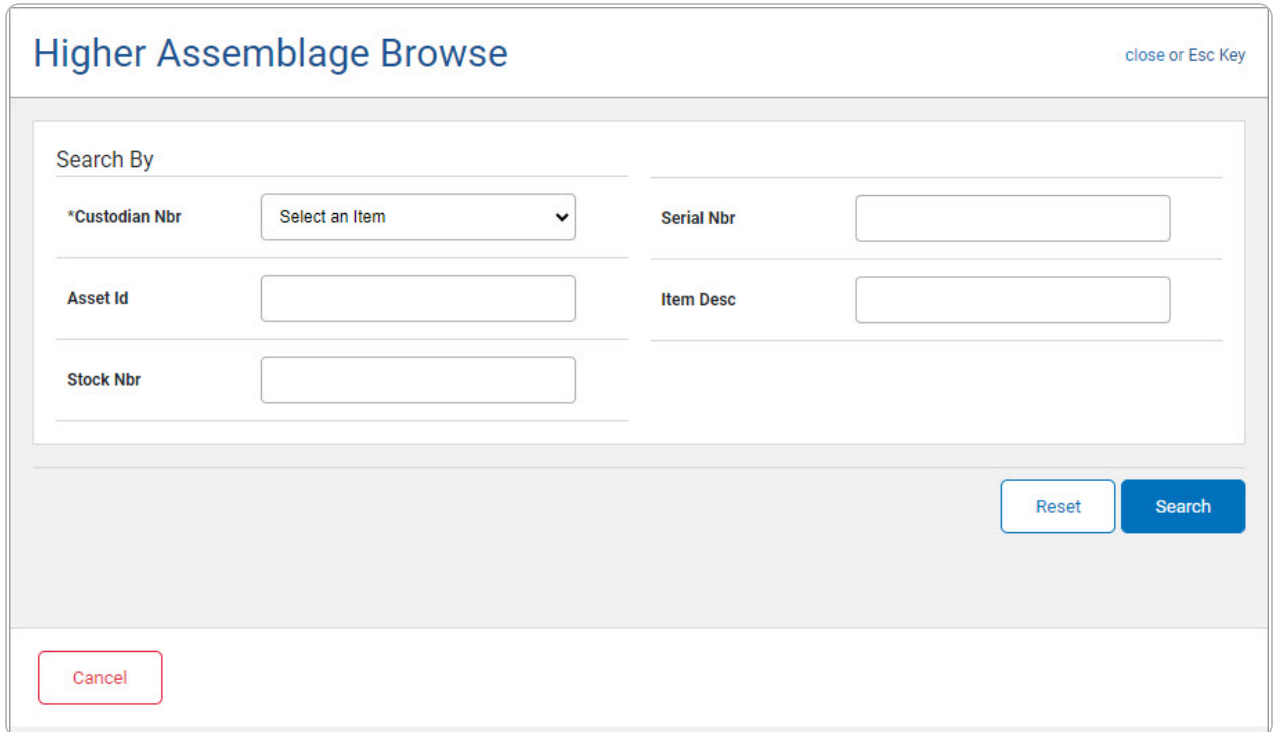
One or more of the Search Criteria fields can be entered to isolate the results. By default, all results are displayed. Selecting  at any point of this procedure returns all fields to the default "All" setting.

*Selecting  at any point of this procedure removes all revisions and closes the page. **Bold** numbered steps are required.*






1. Select . The **Higher Assemblage Browse** pop-up window appears.



The screenshot shows the 'Higher Assemblage Browse' pop-up window. It has a title bar with the text 'Higher Assemblage Browse' and a 'close or Esc Key' button. Below the title bar is a 'Search By' section with five input fields: '*Custodian Nbr' (a dropdown menu with 'Select an Item' selected), 'Serial Nbr', 'Asset Id', 'Item Desc', and 'Stock Nbr'. At the bottom right of the search section are 'Reset' and 'Search' buttons. At the bottom left of the window is a 'Cancel' button.

2. In the Search Criteria panel, narrow the results by entering one or more of the following fields.
 - A. Enter the CUSTODIAN NBR in the field provided. *This is a 6 alphanumeric character field.*
 - B. Enter the ASSET ID in the field provided. *This is a 12 alphanumeric character field.*
 - C. Enter the STOCK NBR in the field provided. *This is a 15 alphanumeric character field.*
 - D. Enter the SERIAL NBR in the field provided. *This is a 30 alphanumeric character field.*
 - E. Enter the ITEM DESC in the field provided. *This is a 256 alphanumeric character field.*
3. Select . Results display in the Higher Assemblage Results Grid below.





Help Reference Guide

Higher Assemblage Browse

[close or Esc Key](#)

Search By

*Custodian Nbr

STRIKE TEST30



Serial Nbr

Asset Id

Item Desc

Stock Nbr

[Reset](#)

[Search](#)

Select	Detail	Asset Id	Stock Nbr	Serial Nbr	Asset Lvl Cd	Item Desc
Select	Detail	NLTEST000002	100500000000007	NLTEST12345	EI	TRANSFER TESTING
Select	Detail	NLTEST000006	359001S124532	120456	EI	BACKPACKS

[Cancel](#)

4. Choose the Select hyperlink next to the desired asset. *The pop-up window closes and the selected asset appears in the previous screen.*

