




Browse for the Internal Manufacturer Part Number

Overview


The Internal Manufacturer Part Number Browse pop-up window allows searching for manufacturer part numbers.


Navigation

Catalog > *VARIOUS PROCEDURAL STEPS* >  > Internal Manufacturer Part Number Browse pop-up window

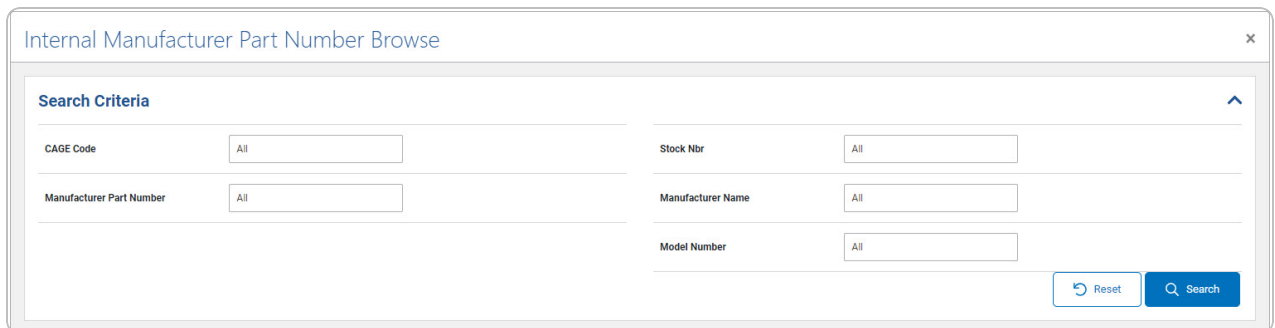
Procedures


Browse for an Internal Manufacturer Part Number

One or more of the Search Criteria fields can be entered to isolate the results. By default, all results are displayed. Selecting  at any point of this procedure returns all fields to the default "All" setting.

Selecting  at any point of this procedure removes all revisions and closes the page. **Bold** numbered steps are required.

1. Select . The **Internal Manufacturer Part Number Browse** pop-up window appears.



2. In the Search Criteria box, narrow the results by entering the following.
3. Select . The results appear in the **Internal Manufacturer Part Number Search Results** grid.





Help Reference Guide

Search Results

Grid Options

	Stock Number	Manufacturer Part Number	Manufacturer Name	Model Number	CAGE Cd
<input type="checkbox"/>	3610360001090	C500	KONICA MINOLTA		
<input type="checkbox"/>	3610360001390	7060	KONICA		
<input type="checkbox"/>	5815587701030	5503	KONICA		
<input type="checkbox"/>	6740677411430	RX-1	KONICA		

Selected 0/4 | 1 | 10 items per page | 1 - 4 of 4 items

Cancel + Add Select

- Click to select the Internal Manufacturer Part Number. *This highlights the desired row.*
- Click Select. *The desired Internal Manufacturer Part Number appears in the MFR PART NBR field on the previous screen.*

Add a Manufacturer Part Number

Select . *The **Pending Catalog Transactions Manufacturer Part Number Add** page appears.*

