



# Browse for a Message Identifier

## Overview


The MSG ID Browse pop-up window allows searching for a Message Identifier.


## Navigation

ELMS PA Module > *VARIOUS PROCEDURAL STEPS* >  > MSG ID Browse pop-up window

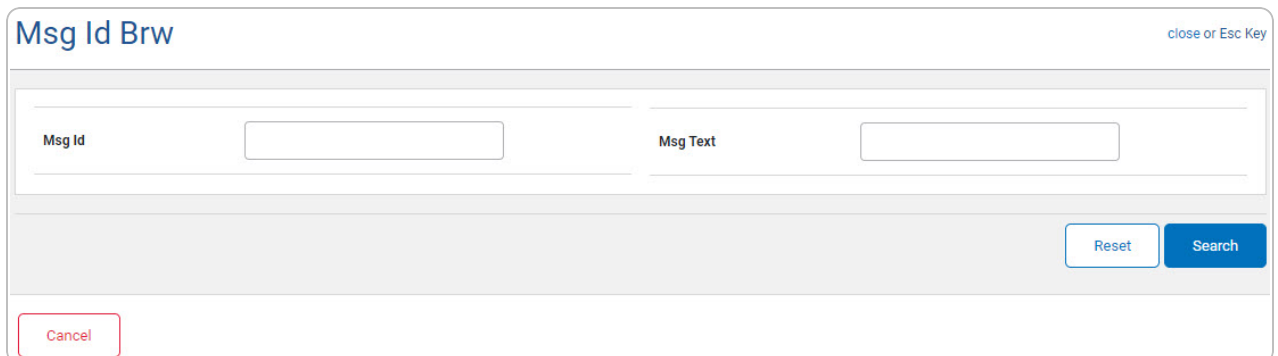
## Procedures

### Browse for a MSG ID

One or more of the Search Criteria fields can be entered to isolate the results. By default, all results are displayed. Selecting  at any point of this procedure returns all fields to the default "All" setting.

Selecting  at any point of this procedure removes all revisions and closes the page. **Bold** numbered steps are required.

1. Select . The **MSG ID Browse** pop-up window appears.



2. In the Search Criteria panel, narrow the results by entering one or more of the following optional fields.
  - Enter the MSG ID in the field provided. *This is a 15 alphanumeric character field.*
  - Enter the MSG TEXT in the field provided. *This is a 120 alphanumeric character field.*



4. Choose the Select hyperlink next to the desired MSG ID. *The pop-up window closes and the selected MSG ID appears in the previous screen.*

