



Browse for a Message Identifier

Overview


The MSG ID Browse pop-up window allows searching for a Message Identifier.


Navigation

ELMS PA Module > *VARIOUS PROCEDURAL STEPS* >  > MSG ID Browse pop-up window

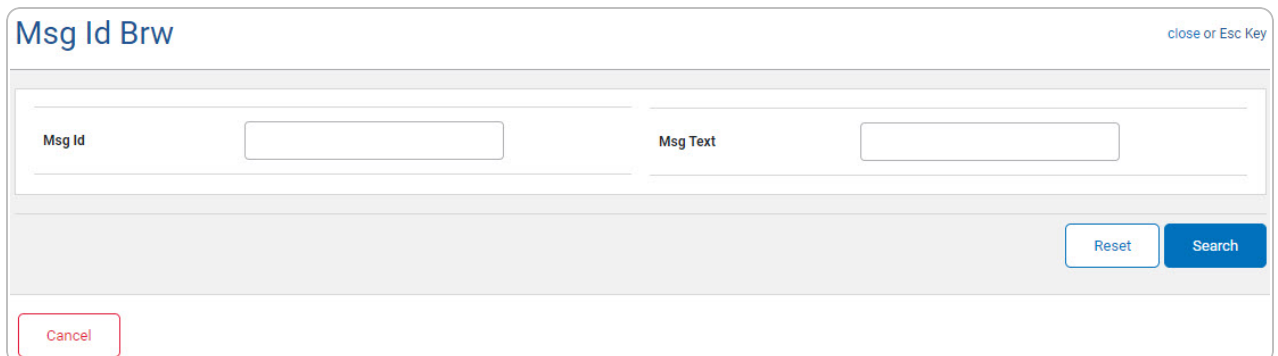
Procedures

Browse for a MSG ID

One or more of the Search Criteria fields can be entered to isolate the results. By default, all results are displayed. Selecting  at any point of this procedure returns all fields to the default "All" setting.

Selecting  at any point of this procedure removes all revisions and closes the page. **Bold** numbered steps are required.

1. Select . The **MSG ID Browse** pop-up window appears.



2. In the Search Criteria panel, narrow the results by entering one or more of the following optional fields.
 - Enter the MSG ID in the field provided. *This is a 15 alphanumeric character field.*
 - Enter the MSG TEXT in the field provided. *This is a 120 alphanumeric character field.*





3. Select . Results display in the MSG ID Results Grid below.

Msg Id Brw
close or Esc Key

Msg Id

Msg Text

Reset
Search

Select	Msg Id	Msg Text
Select	11	SB _____SIGNATURE DATE _____SIGNATURE DATE _____SIGNATURE DATE
Select	003	TESTING TESTING TESTING
Select	CRAIG	TEST DCAA DELETE
Select	JEB	1234567890123456789012345678901234567890123456789012345678901234567890123456789012345678901234567890
Select	1	NO LONGER NEEDED.
Select	WAGNER1	NO LONGER NEEDED FOR OUR EXAMPLE
Select	456	NOW
Select	SIGNATURE	I WENDY BORMANN HAVE CONDUCTED 100 PERCENT INVENTORY FOR MY ASSETS. SIGNATURE_____ DATE_
Select	QWT	THIS IS JUST A TEST TO MAKE SURE I CAN SAVE A WHOLE LOT OF DATA IN THIS FIELD. THIS IS JUST A TEST TO MAKE SURE I CAN SAVE A WHOLE LOT OF DATA IF THIS IS JUST A TEST TO MAKE SURE I CAN SAVE A WHOLE LOT OF DATA IN THIS FIELD. THIS IS JUST A TEST TO MAKE SURE I CAN SAVE

Cancel

4. Choose the Select hyperlink next to the desired MSG ID. *The pop-up window closes and the selected MSG ID appears in the previous screen.*

