



Browse for a Real Property UID Asset

Overview


The Real Property UID Asset Browse (also known as the Facility Number) pop-up window allows searching for a Real Property Asset's unique identifier.


Navigation

ELMS PA Module > *VARIOUS PROCEDURAL STEPS* >  > RPUID Asset Browse pop-up window

Procedures

Browse for a Real Property Unique Identification Asset

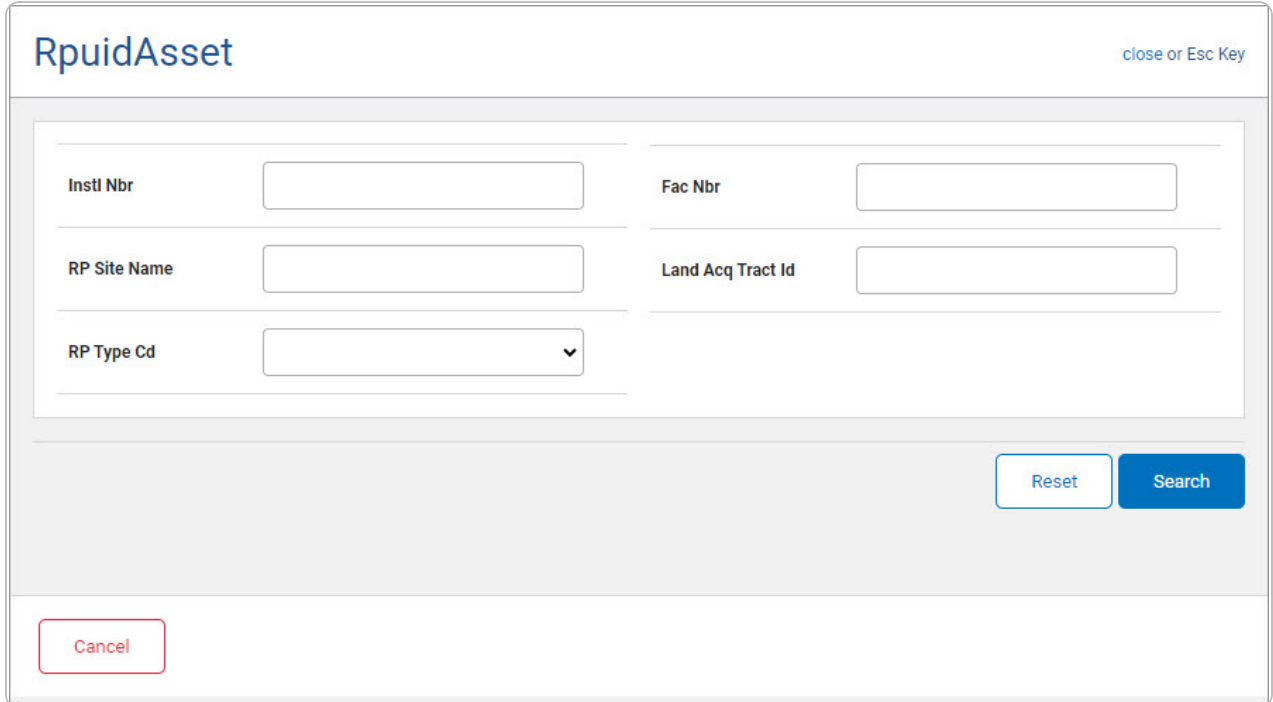
One or more of the Search Criteria fields can be entered to isolate the results. By default, all results are displayed. Selecting  at any point of this procedure returns all fields to the default "All" setting.



Selecting  at any point of this procedure removes all revisions and closes the page. **Bold** numbered steps are required.





1. Select . The **RPUID Asset Browse** pop-up window appears.



- Enter the INSTL NBR in the field provided. *This is a 5 alphanumeric character field.*
 - Enter the RP SITE NAME in the field provided. *This is a 100 alphanumeric character field.*
 - Use  to select the RP Type Cd.
 - Enter the FAC NBR in the field provided. *This is a 20 alphanumeric character field.*
 - Enter the LAND ACQ TRACT ID in the field provided. *This is a 25 alphanumeric character field.*
2. Select  to begin the query. *Results display in the RPUID Grid below.*





Help Reference Guide

RpuidAsset

[close or Esc Key](#)

Instl Nbr

N32414

Fac Nbr

405

RP Site Name

NAVSUPPACT MECHANICSBURG PA

Land Acq Tract Id

RP Type Cd

B-Building

[Reset](#)

[Search](#)

Select	RPUID	Fac Nbr	Fac Name	Land Acq Tract Id
Select	87557	405	GENERAL STOREHOUSE-INSP/REP	
Select	87558	405A	SEWAGE PUMP HOUSE/BOOSTER BL	

[Cancel](#)

- Choose the Select hyperlink next to the desired RPUID. *The pop-up window closes and the selected RPUID appears in the previous screen.*

