



## Salvage Value Calculator

### Overview


The Salvage Value Calculator pop-up window allows for the calculation of the salvage value used in the depreciation process.

### Navigation

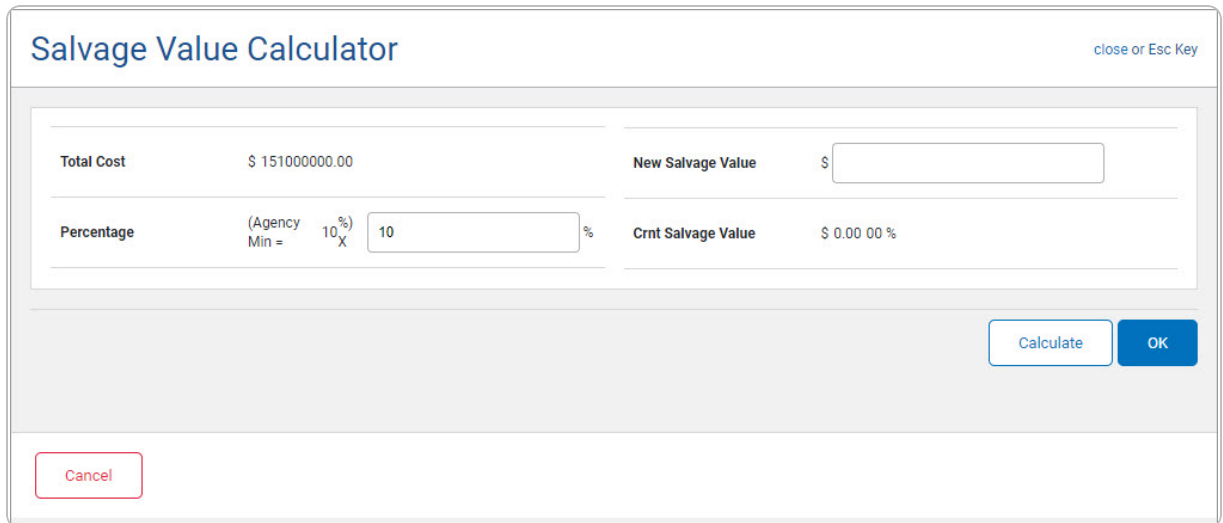
ELMS PA Module > *VARIOUS PROCEDURAL STEPS* >  > Salvage Value Calculator pop-up window

### Procedures

#### Calculate the Salvage Value

Selecting  at any point of this procedure removes all revisions and closes the page. **Bold** numbered steps are required.

1. Select . The **Salvage Value Calculator** pop-up window appears.



The screenshot shows a pop-up window titled "Salvage Value Calculator" with a "close or Esc Key" link in the top right. The window contains the following fields:

Total Cost	\$ 151000000.00	New Salvage Value	\$ <input type="text"/>
Percentage	(Agency Min = 10%) <input type="text" value="10"/> %	Cmnt Salvage Value	\$ 0.00 00 %


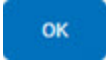
Buttons: Calculate, OK, and Cancel.

2. The Total Cost automatically populates and is not editable.
3. Enter the Percentage in the field provided. This is a 2 numeric character field.





## Help Reference Guide

4. Enter the New Salvage Value in the field provided. *This is a 15 numeric character field.*
5. *The CRNT Salvage Value automatically calculates and is not editable.*
6. Select . *Results display in the New Salvage Value field.*
7. Select . *The amount in the New Salvage Value field displays in the Salvage Value field of the previous screen.*

