



Browse for an Depreciation Cost Center

Overview


The Depreciation Cost Center Browse process allows searching for a Cost Center in an organization.


Navigation

ELMS Modules > *VARIOUS PROCEDURAL STEPS* >  > Depreciation Cost Center Browse pop-up window

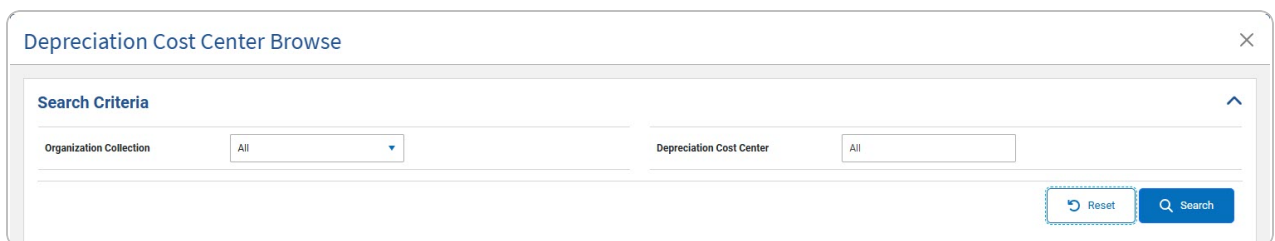
Procedures

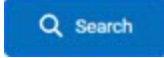
Browse for a Depreciation Cost Center

One or more of the Search Criteria fields can be entered to isolate the results. By default, all results are displayed. Selecting  at any point of this procedure returns all fields to the default "All" setting.

Selecting  at any point of this procedure removes all revisions and closes the page. **Bold** numbered steps are required.

1. Select . The **Depreciation Cost Center Browse** pop-up window appears.



2. Select . The results display in the Depreciation Cost Center Search Results Grid below.





Help Reference Guide

Search Results ↑

Options ▾

Depreciation Cost Center	Cost Center Desc	Organization Collection	Interface System Cd	Start Dt	End Dt
<input type="checkbox"/> 100006	SPECCost	SPECWAR	--	02/03/2025 12:00 AM	05/01/2030 12:00 AM

Selected 0/1 10 items per page 1 - 1 of 1 items

3. Select next to the desired cost center.
4. Click . *The pop-up window closes and the selected depreciation cost center appears in the previous screen.*

