



Browse for an External LIN/TAMCN

Overview


The External LIN/TAMCN Browse pop-up window allows searching for LIN/TAMCNs outside the ELMS catalog.


Navigation


ELMS Warehouse Module > *VARIOUS PROCEDURAL STEPS* >  > External LIN/TAMCN Browse pop-up window

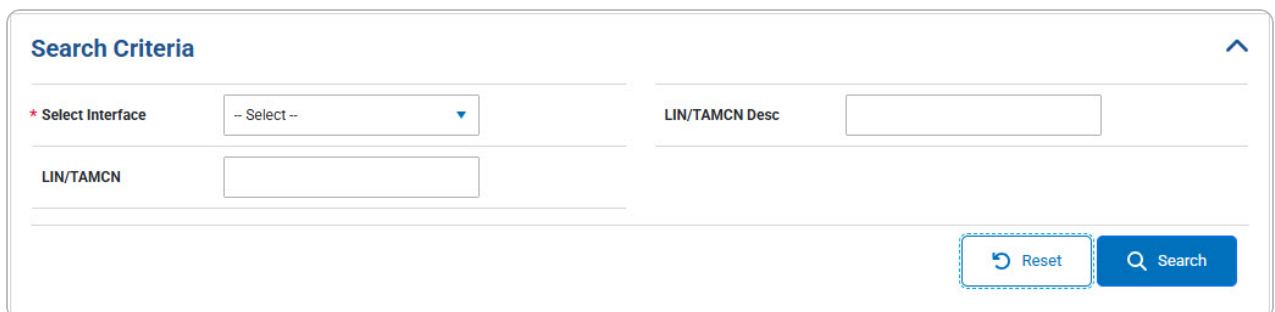
Procedures

Browse for an External LIN/TAMCN

One or more of the Search Criteria fields can be entered to isolate the results. By default, all results are displayed. Selecting  at any point of this procedure returns all fields to the default "All" setting.



Selecting  at any point of this procedure removes all revisions and closes the page.

1. Select . The **External LIN/TAMCN Browse** pop-up window appears.
2. In the Search Criteria box, narrow the results by entering one or more of the following fields.



The screenshot shows a 'Search Criteria' pop-up window with the following fields and buttons:

- Select Interface**: A dropdown menu with "-- Select --" selected.
- LIN/TAMCN**: A text input field.
- LIN/TAMCN Desc**: A text input field.
- Buttons**: A "Reset" button (dashed border) and a "Search" button (solid blue).

- A. Use  to select the Select Interface.
3. Select  to begin the query. Results display in the LIN/TAMCN Grid below.





Help Reference Guide

Search Results ↑

[Options](#) ▾

<input type="checkbox"/>	LIN/TAMCN	:	LIN/TAMCN Desc	:
<input type="checkbox"/>	A00037G	:	ALARM SET,ANTHINTR	:

Selected 0/1 ⏪ ⏩ 1 ⏪ ⏩ 10 items per page 1 - 1 of 1 items

- Click to select the desired LIN/TAMCN. *The record is highlighted.*
- Select . *The pop-up window closes and the selected LIN/TAMCN appears in the previous screen.*

