



Browse for an External Stock Number

Overview


The External Stock Number Browse pop-up window allows searching for assets outside the ELMS catalog.


Navigation

ELMS Warehouse Module > *VARIOUS PROCEDURAL STEPS* >  > External STOCK
NBR Browse pop-up window

Procedures

Browse for an External Stock Number

One or more of the Search Criteria fields can be entered to isolate the results. By default, all results are displayed. Selecting  at any point of this procedure returns all fields to the default "All" setting.

Selecting  at any point of this procedure removes all revisions and closes the page. **Bold** numbered steps are required.





1. Select . The **External Stock NBR Browse** pop-up window appears.

Search Criteria

Select Interface

AESIP

Stock Item Type

A - NSN

Stock Nbr

All

USC

All

Item Desc

All

Manufacturer Name

All

FSC

All

Manufacturer Part Number

All

NIIN

All

Model Number




All

CAGE Code

All

Reset

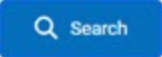
Search

2. In the Search Criteria box, narrow the results by entering one or more of the following optional fields.
 - Use  to select the Select Interface.
 - Use  to select the Stock Item Type.
 - Enter the STOCK NBR in the field provided. *This is a 15 alphanumeric character field.*
 - Use  to select the USC.
 - Enter the ITEM DESC in the field provided. *This is a 256 alphanumeric character field.*
 - Enter the Manufacturer Name in the field provided. *This is a 36 alphanumeric character field.*
 - Enter the FSC in the field provided. *This is a 4 numeric character field.*
 - Enter the Manufacturer Part Number in the field provided. *This is a 36 alphanumeric character field.*
 - Enter the NIIN in the field provided. *This is a 9 numeric character field.*










Help Reference Guide

- Enter the Model Number in the field provided. *This is a 20 alphanumeric character field.*
 - Enter the CAGE Code in the field provided. *This is a 5 alphanumeric character field.*
3. Select  to begin the query. *Results display in the STOCK NBR Grid below.*



Search Results


 Grid Options ▼

Stock Number	USC	Item Desc	Manufact...	FSC	NIIN	ARC	Recover ...	Dmil Cd
<input type="checkbox"/> 201001378884	A - U.S. Army	GEARCASE AND BEARING ASSEMBLY		2010	013788884			B
<input type="checkbox"/> 2010014644304	A - U.S. Army	GEARCASE AND BEARIN		2010	014644304			A
<input type="checkbox"/> 2805009222265	A - U.S. Army	GEARCASE AND BEARIN		2805	009222265			A

Selected 0/3   1   10 Items per page

1 - 3 of 3 items

4. Click ☐ to select the desired STOCK NBR. *The record is highlighted.*
5. Select . *The pop-up window closes and the selected STOCK NBR appears in the previous screen.*

