



Browse for a Funding Cost Center

Overview


The Funding Cost Center Browse process allows searching for a Cost Center in an organization.

Navigation

ELMS Modules > *VARIOUS PROCEDURAL STEPS* >  > Funding Cost Center Browse pop-up window

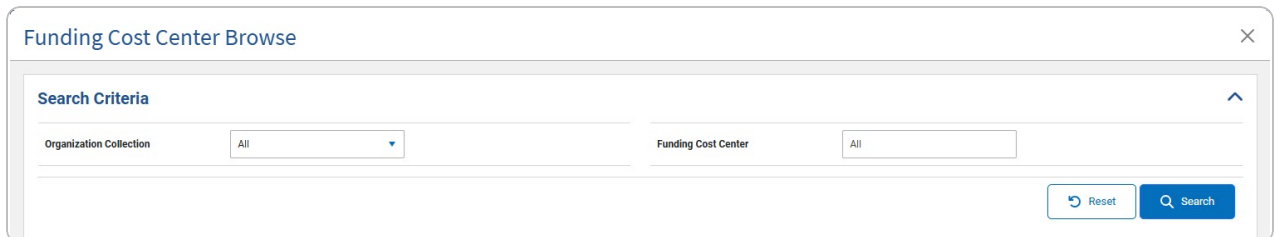
Procedures


Browse for a Funding Cost Center

One or more of the Search Criteria fields can be entered to isolate the results. By default, all results are displayed. Selecting  at any point of this procedure returns all fields to the default "All" setting.

Selecting  at any point of this procedure removes all revisions and closes the page. **Bold** numbered steps are required.

1. Select . The **Funding Cost Center Browse** pop-up window appears.



2. Select . The results display in the Funding Cost Center Search Results Grid below.





Search Results ↑

Options ▾

Funding Cost Center	Cost Center Desc	Organization Collection	Interface System Cd	Start Dt	End Dt
<input type="checkbox"/> 100006	SPECCost	SPECWAR	--	02/03/2025 12:00 AM	05/01/2030 12:00 AM

Selected 0/1 10 items per page 1 - 1 of 1 items

3. Select next to the desired cost center.
4. Click . *The pop-up window closes and the selected funding cost center appears in the previous screen.*

