



# Browse for a Master Issue List

## Overview


The Master Issue List Browse pop-up window allows searching for Master Issue Lists in the ELMS catalog.


## Navigation


ELMS Warehouse Module > *VARIOUS PROCEDURAL STEPS* >  > Master Issue List Browse pop-up window

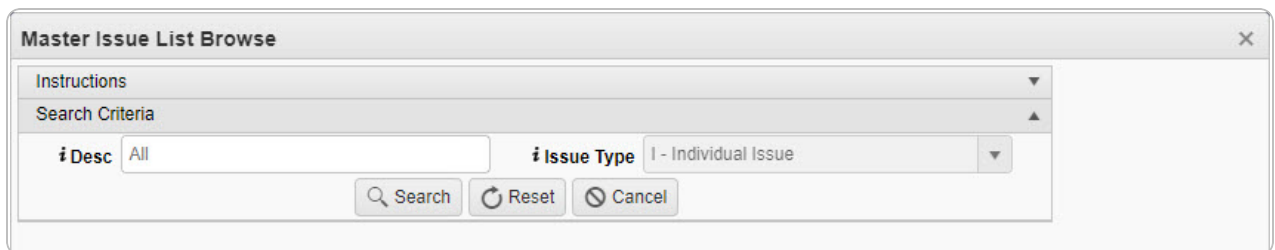
## Procedures


### Browse for a Master Issue List

One or more of the Search Criteria fields can be entered to isolate the results. By default, all results are displayed. Selecting  at any point of this procedure returns all fields to the default "All" setting.

Selecting  at any point of this procedure removes all revisions and closes the page. **Bold** numbered steps are required.

1. Select . The **Master Issue List Browse** pop-up window appears.
2. In the Search Criteria box, narrow the results by entering one or more of the following optional fields.



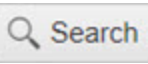


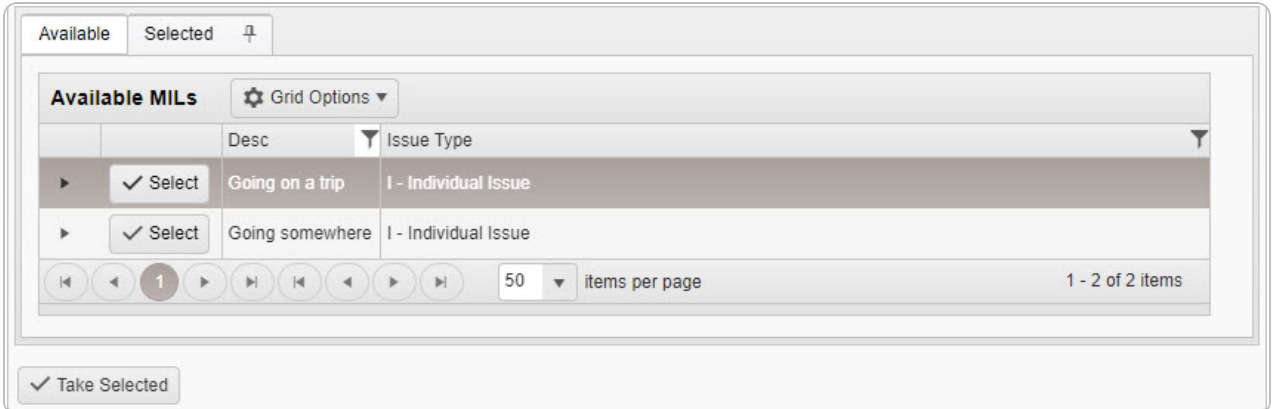
- Enter the DESC, using  to assist with the entry. *This is a 250 alphanumeric character field.*












## Help Reference Guide









- Use  to select the Issue Type, or use  to assist with the entry.
3. Select  to begin the query. *Results display in the Available MILs Grid of the Available Tab.*






Available Selected 

**Available MILs**  Grid Options 

	Desc	Issue Type
  Select	Going on a trip	I - Individual Issue
  Select	Going somewhere	I - Individual Issue

  **1**       50 items per page 1 - 2 of 2 items


 Take Selected


- Choose  next to the desired MIL. *The MIL is dimmed, and appears in the Selected Tab.*
4. **OR**
- Select . *The assets within the MIL appear in the Details grid, and are not editable.*






## Help Reference Guide

Available Selected 

**Available MILs**  Grid Options ▼

Desc ▼ Issue Type ▼

✓ Select Going on a trip I - Individual Issue

 Grid Options ▼


LIN/TAMCN	Stock Nbr	Item Desc	Kit?	Qty	Occupation	Size Category	Size	Color
	8410012231488	COAT,WOMAN S	No	1	Officer		MEDIUM	
	1005005140216	LEVER,LOCK-RELEASE	No	2				
C03402F		SOCKS	No	5				

◀ ▶ ⏪ ⏩ ⏴ ⏵ ⏶ ⏷ ⏸ ⏹ ⏺ 50 items per page 1 - 3 of 3 items

▶ ✓ Select Going somewhere I - Individual Issue

◀ ▶ ⏪ ⏩ ⏴ ⏵ ⏶ ⏷ ⏸ ⏹ ⏺ 50 items per page 1 - 2 of 2 items

✓ Take Selected

- Select the Selected Tab. *The list of chosen MILs appears in the Selected MILs grid.*
- Select . *The pop-up window closes and the selected MIL appears in the previous screen.*

