



Browse for an Owning Cost Center

Overview


The Owning Cost Center Browse process allows searching for a Cost Center in an organization.

Navigation

ELMS Modules > *VARIOUS PROCEDURAL STEPS* >  > Owning Cost Center Browse pop-up window

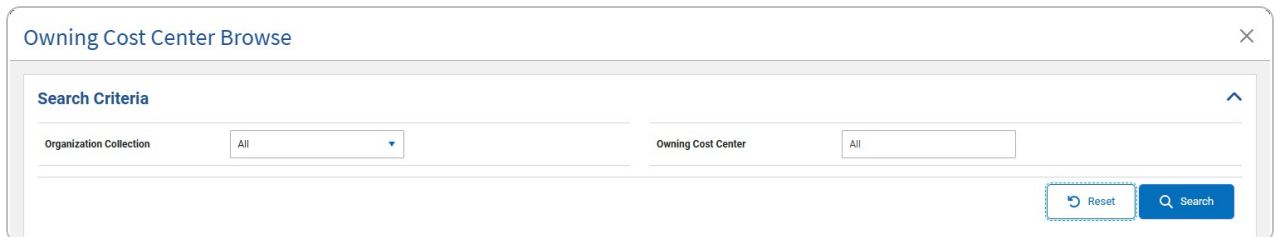
Procedures


Browse for a Owning Cost Center

One or more of the Search Criteria fields can be entered to isolate the results. By default, all results are displayed. Selecting  at any point of this procedure returns all fields to the default "All" setting.

Selecting  at any point of this procedure removes all revisions and closes the page. **Bold** numbered steps are required.

1. Select . The **Owning Cost Center Browse** pop-up window appears.



2. Select . The results display in the Owning Cost Center Search Results Grid below.





Search Results ↑

Options ▾

Owning Cost Center	Cost Center Desc	Organization Collection	Interface System Cd	Start Dt	End Dt
<input type="checkbox"/> BPGTest	BPG Test	SPECWAR	-	05/01/2026 12:00 AM	01/01/2029 12:00 AM

Selected 0/1 10 items per page 1 - 1 of 1 items

3. Select next to the desired cost center.
4. Click . *The pop-up window closes and the selected owning cost center appears in the previous screen.*

