




# Browse for a Remote Storage Activity (RSA)

## Overview


The Remote Storage Activity (RSA) Browse pop-up window allows searching for RSAs within the DoDAAC.


## Navigation

ELMS Materiel Management Module > *VARIOUS PROCEDURAL STEPS* >  > RSA Browse pop-up window

## Procedures

### Browse for an RSA

Selecting  at any point of this procedure removes all revisions and closes the page. **Bold** numbered steps are required.

1. Select . The **RSA Browse** pop-up window appears, with the list of CICP / RSA names and the encompassing DoDAAC.





**RSA Browse** [X]

**RSA** [Grid Options]

	CICP/RSA Name	DoDAAC	RIC
<input type="checkbox"/>	CENTER COMMS	CMMCEN	
<input type="checkbox"/>	MCT-1 COMMS	CMMCT1	
<input type="checkbox"/>	MCT-2 COMMS	CMMCT2	
<input type="checkbox"/>	NSWG-1 COMMS	CMMG01	
<input type="checkbox"/>	NSWG-2 COMMS	CMMG02	
<input type="checkbox"/>	NSWG-3 COMMS	CMMG03	
<input type="checkbox"/>	NSWG-4 COMMS	CMMG04	
<input type="checkbox"/>	NSWG-10 COMMS	CMMG10	
<input type="checkbox"/>	NSWG-11 COMMS	CMMG11	
<input type="checkbox"/>	WARCOM COMMS	CMMWCM	

10 items per page  
1 - 10 of 12 items

2. Click  to select the desired RSA. *The record is highlighted.*
3. Select  . *The pop-up window closes and the selected CICP / RSA appears in the previous screen.*

