



## Browse for a User

### Overview


The User Browse pop-up window allows searching for a USER ID within the module.

### Navigation

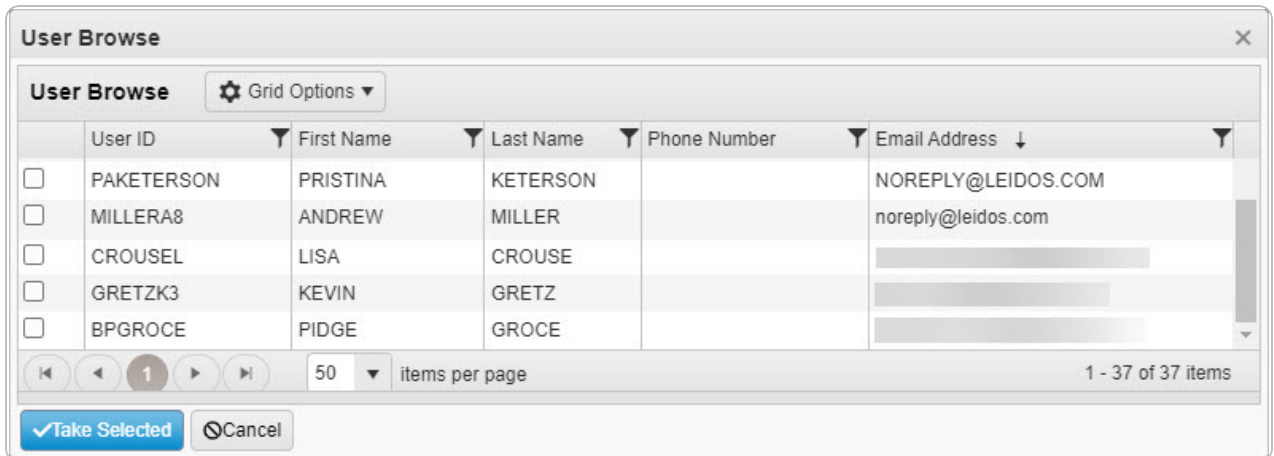
ELMS Modules > *VARIOUS PROCEDURAL STEPS* >  > User Browse pop-up window

### Procedures

#### Browse for a User



Selecting  at any point of this procedure removes all revisions and closes the page. **Bold** numbered steps are required.

1. Select . The **User Browse** pop-up window appears.



	User ID	First Name	Last Name	Phone Number	Email Address
<input type="checkbox"/>	PAKETERSON	PRISTINA	KETERSON		NOREPLY@LEIDOS.COM
<input type="checkbox"/>	MILLERA8	ANDREW	MILLER		noreply@leidos.com
<input type="checkbox"/>	CROUSEL	LISA	CROUSE		
<input type="checkbox"/>	GRETZK3	KEVIN	GRETZ		
<input type="checkbox"/>	BPGROCE	PIDGE	GROCE		

50 items per page 1 - 37 of 37 items

2. Click  to select the User. The User record is highlighted.
3. Click . The **User Browse** pop-up window closes and the selected name appears in the previous screen.

