



Pending Catalog Overview

Overview


The Warehouse Management module Pending Catalog process provides the ability to process catalog records which are arriving from outside sources. These catalog records have a Status Code of Catalog Pending (CP) or Manufacturer Pending (MP) or have missing or incomplete information on the receiving Agency's Catalog. The records are awaiting Stock Number or Manufacturer Data to record on the Due-In Table. Once the record is completed, it has a Status Code of Catalog Complete (CC).

Navigation

CATALOG MGMT > PNDG CATALOG > Pending Catalog Search Criteria page

Procedures

Search For A Pending Catalog Transaction

One or more of the Search Criteria fields can be entered to isolate the results. By default, all results are displayed. Selecting  at any point of this procedure returns all fields to the default "All" setting.


1. In the Search Criteria panel, narrow the results by entering one of the following optional fields.

Search Criteria

Stock Nbr	<input type="text" value="All"/>	Item Desc	<input type="text" value="All"/>
Doc Nbr	<input type="text" value="All"/>	Status	<input type="checkbox"/> Manufacturer Pending (MP) <input type="checkbox"/> Catalog Pending (CP)





2. Select . The results display in the Search Results grid.

Search Results ^

[Grid Options](#) Fix Selected

<input type="checkbox"/>	Doc Nbr	Stock Nbr	Item Desc	Mfr Name	Mfr Part Nbr	Mfr Model Nbr	CAGE Cd	Status	Non-Actbl
<input type="checkbox"/>	1820JK54ADPAS	0	DESCRIPTION		stock			MP	Yes
<input type="checkbox"/>	V4222112C0184	929108004	Terminal, Multiplex, Cryptographic					MP	Yes

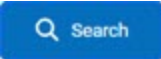
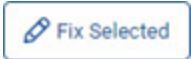
Selected 0/2 < 1 > 10 items per page 1 - 2 of 2 items





Fix the Selected Pending Catalog

Navigation


CATALOG MGMT > PNDG CATALOG >  Search > (desired record) >  Fix Selected >
DOC NBR slide-out window

Procedures



Process a Record

- Click to select the desired entry. *The DOC NBR record is highlighted, and becomes available.* 

Search Results

Grid Options 

<input type="checkbox"/>	Doc Nbr	Stock Nbr	Item Desc	Mfr Name	Mfr Part Nbr	Mfr Model Nbr	CAGE Cd	Status	Non-Actbl
<input checked="" type="checkbox"/>	W38GNV13C0624	05MX3360512001	MONITOR COLOR 17 IN					CP	Yes
<input type="checkbox"/>	W38GNV13C0624	05MX3360512001	MONITOR COLOR 17 IN	FN MANUFACTURING, LLC				CP	Yes

Selected 1/2 |  1 |  10 | Items per page

1 - 2 of 2 items

- The **Doc Nbr** slide-out window appears.







Help Reference Guide


Doc Nbr: W38GNV13C0624 ✕

Stock Number Information

Stock Nbr	<input type="text" value="05MX3360512001"/> 	Item Desc	<input type="text" value="MONITOR COLOR 17 IN"/>
-----------	---	-----------	--

Manufacturer Information

Mfr Name	<input type="text"/>	Mfr Model Nbr	<input type="text"/>
Mfr Part Nbr	<input type="text"/> 	CAGE Cd	<input type="text"/>

3. Select . Status Code CP records are upgraded to MP; Status Code MP records are upgraded to CC.

