Search for the QC/Inspection Results

Overview

The Warehouse Management module Quality Control / Inspection Results Inquiry process provides the ability to inquire about quality control or inspections.
With the Enterprise Rollup, searches can be focused within a particular Logistics Programs, Regions, Sites, or Warehouse.

Navigation

Inquiries > Quality Control / Inspection Results Inquiry

Procedures

Search for a QC/Inspection

One or more of the Search Criteria fields can be entered to isolate the results. By default, all results are displayed. Selecting Reset *at any point of this procedure returns all fields to the default "All" setting.*

1. In the Search Criteria section, narrow the results by entering one or more of the following fields.

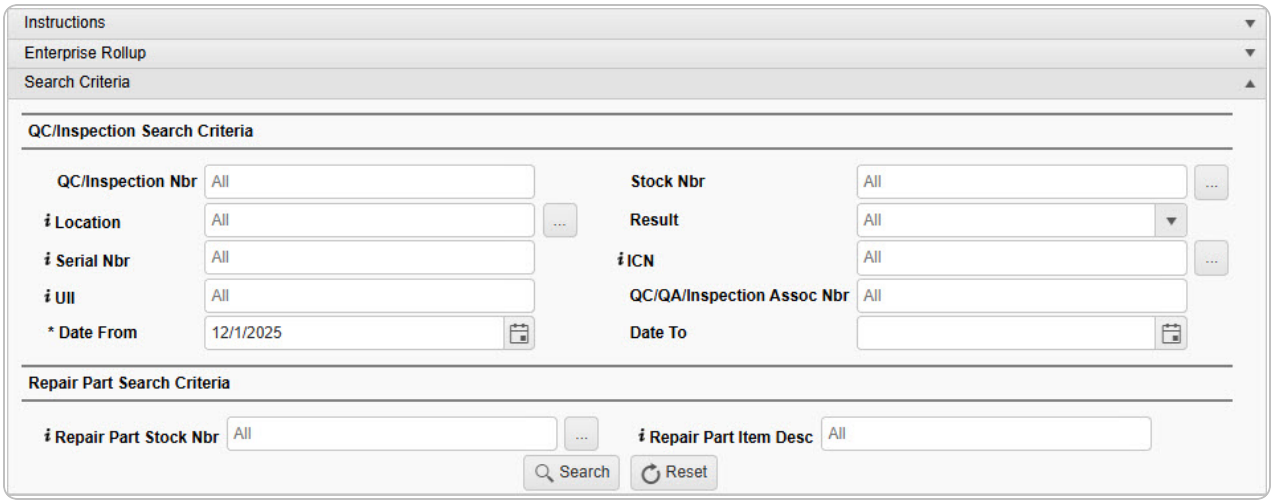

QC/Inspection Search Criteria

A. Use to select Date From, or enter the date (MM/DD/YYYY) in the field provided.

Repair Part Search Criteria

2. Select 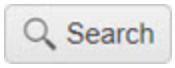

. *Results appear in the Document Inquiry Search Results grid.*

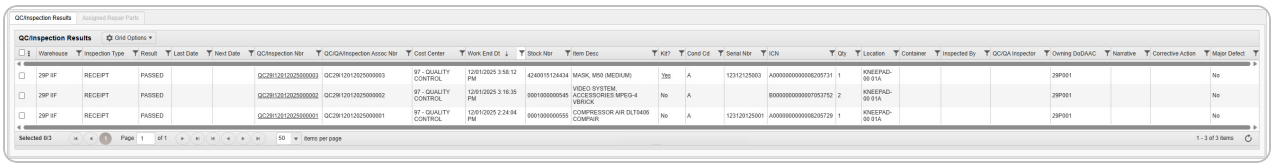

Print the QC/Inspection Number

1. Select 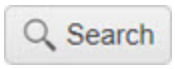

. *Results appear in the Document Inquiry Search Results grid.*

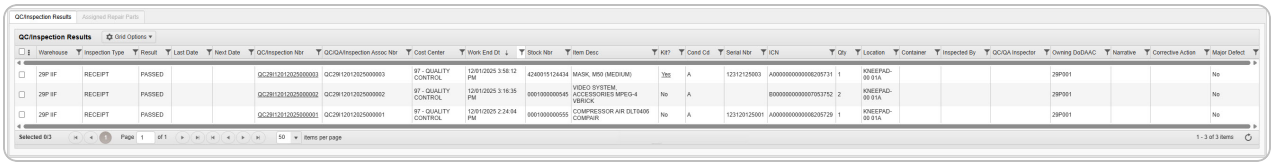

2. Select the QC/Inspection number hyperlink. *The*

toast appears, generating the DW Form 15.

3. 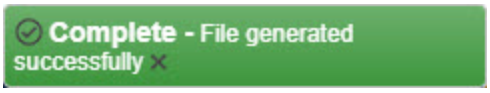

appears, under the **Windows Save As** pop-up window.

4. Save the DW Form 15 for printing later.

Isolate QC/Inspection Inquiry Results

Isolating the QC/Inspection Inquiry Search Results can be found in the Enterprise Rollup feature. Selecting

at any point of this procedure returns all fields to the default "All" setting.

1. In the Enterprise Rollup section, narrow the results by entering one or more of the following optional fields.

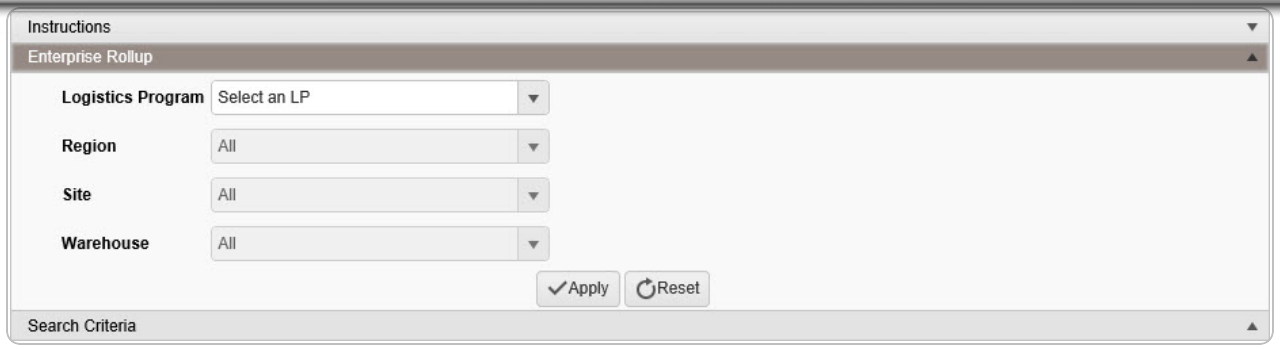

2. Select
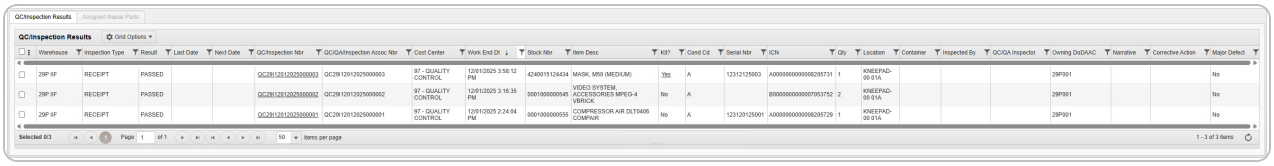
. *Results appear in the QC/Inspection Inquiry Search Results grid.*