



## Search for the QC/Inspection Results

### Overview


The Warehouse Management module Quality Control / Inspection Results Inquiry process provides the ability to inquire about quality control or inspections. With the Enterprise Rollup, searches can be focused within a particular Logistics Programs, Regions, Sites, or Warehouse.

### Navigation

Inquiries > Quality Control / Inspection Results Inquiry

### Procedures

#### Search for a QC/Inspection

One or more of the Search Criteria fields can be entered to isolate the results. By default, all results are displayed. Selecting  at any point of this procedure returns all fields to the default "All" setting.

1. In the Search Criteria section, narrow the results by entering one or more of the following fields.

Instructions

Enterprise Rollup

Search Criteria

---

**QC/Inspection Search Criteria**

<p>QC/Inspection Nbr <input type="text" value="All"/></p> <p>Location <input type="text" value="All"/></p> <p>Serial Nbr <input type="text" value="All"/></p> <p>Ull <input type="text" value="All"/></p> <p>* Date From <input type="text" value="12/1/2025"/></p>	<p>Stock Nbr <input type="text" value="All"/></p> <p>Result <input type="text" value="All"/></p> <p>ICN <input type="text" value="All"/></p> <p>QC/QA/Inspection Assoc Nbr <input type="text" value="All"/></p> <p>Date To <input type="text"/></p>
---	---


---

**Repair Part Search Criteria**


<p>Repair Part Stock Nbr <input type="text" value="All"/></p>	<p>Repair Part Item Desc <input type="text" value="All"/></p>
---	---



## QC/Inspection Search Criteria

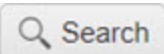
- A. Use  to select Date From, or enter the date (MM/DD/YYYY) in the field provided.

## Repair Part Search Criteria

2. Select . Results appear in the Document Inquiry Search Results grid.

Warehouse	Inspection Type	Result	Last Date	Next Date	QC/Inspection Nbr	QCQA/Inspection Assoc Nbr	Cost Center	Work End Dt	Stock Nbr	Item Desc	Kit	Card Cd	Serial Nbr	ICN	Qty	Location	Container	Inspected By	QCQA Inspector	Opening DtgAAC	Narrative	Corrective Action	Major Defect
29P01	RECEIPT	PASSED			QC281201202000000	QC281201202000000		12/01/2025 3:58:12 PM	4240015124414	MASK, W09 (MEDIUM)	Yes	A	12312125003	A000000000000209731	1								No
29P01	RECEIPT	PASSED			QC281201202000000	QC281201202000000		12/01/2025 3:19:35 PM	8001000000045	VIDEO SYSTEM ACCESSORIES SPEG-4	No	A	8000000000007953702	2									No
29P01	RECEIPT	PASSED			QC281201202000000	QC281201202000000		12/01/2025 2:24:04 PM	8001000000055	COMPRESSOR AIR ULTRA95 COMPBR	No	A	123120125001	A000000000000209720	1								No

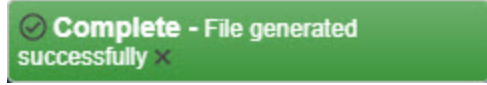
## Print the QC/Inspection Number

1. Select . Results appear in the Document Inquiry Search Results grid.

Warehouse	Inspection Type	Result	Last Date	Next Date	QC/Inspection Nbr	QCQA/Inspection Assoc Nbr	Cost Center	Work End Dt	Stock Nbr	Item Desc	Kit	Card Cd	Serial Nbr	ICN	Qty	Location	Container	Inspected By	QCQA Inspector	Opening DtgAAC	Narrative	Corrective Action	Major Defect
29P01	RECEIPT	PASSED			QC281201202000000	QC281201202000000		12/01/2025 3:58:12 PM	4240015124414	MASK, W09 (MEDIUM)	Yes	A	12312125003	A000000000000209731	1								No
29P01	RECEIPT	PASSED			QC281201202000000	QC281201202000000		12/01/2025 3:19:35 PM	8001000000045	VIDEO SYSTEM ACCESSORIES SPEG-4	No	A	8000000000007953702	2									No
29P01	RECEIPT	PASSED			QC281201202000000	QC281201202000000		12/01/2025 2:24:04 PM	8001000000055	COMPRESSOR AIR ULTRA95 COMPBR	No	A	123120125001	A000000000000209720	1								No




2. Select the QC/Inspection number hyperlink. The toast appears, generating the DW Form 15.



3. The message appears, under the **Windows Save As** pop-up window.  
 4. Save the DW Form 15 for printing later.

## Isolate QC/Inspection Inquiry Results

Isolating the QC/Inspection Inquiry Search Results can be found in the Enterprise Rollup feature. Selecting  at any point of this procedure returns all fields to the default "All" setting.

1. In the Enterprise Rollup section, narrow the results by entering one or more of the following optional fields.



## Help Reference Guide

**Instructions**

Enterprise Rollup

**Logistics Program**

**Region**

**Site**

**Warehouse**

Search Criteria

2. Select . Results appear in the QC/Inspection Inquiry Search Results grid.

Warehouse	Inspection Type	Result	Last Date	Next Date	QC/Inspection No.	QC/Inspection Assoc. No.	Cost Center	Work End Dt.	Stock No.	Item Desc.	KIT	Cont. Cd.	Serial No.	ICN	Qty	Location	Container	Inspected By	QC/IA Inspector	Closing Doc/ACC.	Narrative	Corrective Action	Major Defect
29P01	RECEIPT	PASSED			QC2813212025000003	QC2912012025000005	87 - QUALITY CONTROL	12/01/2025 3:58:12 PM	4240015124434	MASK M01 (MEDIK)	Yes	A	12312125003	A000000000000209731	1	KNEEPAD-00 91A				29P001			No
29P01	RECEIPT	PASSED			QC2813212025000002	QC2912012025000002	87 - QUALITY CONTROL	12/01/2025 3:16:35 PM	0001000000045	VIDEO SYSTEM LOGIC-0105 MTEG-4 CIRCUIT	No	A	00000000000007053752	2	KNEEPAD-00 91A					29P001			No
29P01	RECEIPT	PASSED			QC2813212025000001	QC2912012025000001	87 - QUALITY CONTROL	12/01/2025 2:24:04 PM	0001000000045	COMPRESSOR AIR OUTLAGE COMPAR	No	A	123120125001	A000000000000206726	1	KNEEPAD-00 91A				29P001			No

Selected 03    Page 1 of 1    50 items per page    1 - 3 of 3 items

