



# Search for a Unit Issue Trend Analysis

## Overview


The Warehouse Management module Unit Issue Trend Analysis Inquiry process provides the ability to view the metrics on the Unit Issue process.

## Navigation

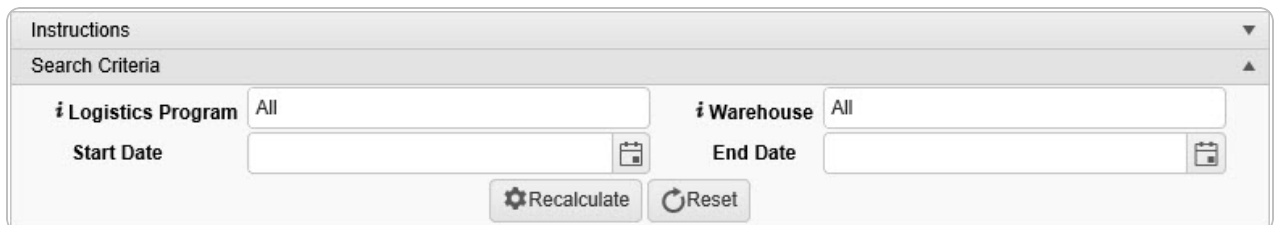
Inquiries > Unit Issue > Unit Issue Trend Analysis page


## Procedures

### Search for a Unit Issue Trend Analysis

One or more of the Search Criteria fields can be entered to isolate the results. By default, all results are displayed. Selecting  **Reset** at any point of this procedure returns all fields to the default "All" setting.

1. In the Search Criteria section, narrow the results by entering one or more of the following optional fields.



2. Select  **Recalculate**. Results appear in the Search Results grid.

Unit Issue Trend Analysis Inquiry

Grid Options

Logistics Program	Issue Count	Head Count	New	In Process	Picking	Partially Staged	Fully Staged	Total
CO-LEARN	159	5	00:08:31:54	02:06:00:13	01:04:49:13	00:00:00:29	03:10:42:30	07:06:04:19

1

Page 1 of 1

50 items per page

1 - 1 of 1 items

3. Select . The Warehouse Results Grid appears.





## Help Reference Guide

Unit Issue Trend Analysis Inquiry <span>Grid Options</span>									
Logistics Program ↑	Issue Count	Head Count	New	In Process	Picking	Partially Staged	Fully Staged	Total	
CO-LEARN	159	5	00:08:31:54	02:06:00:13	01:04:49:13	00:00:00:29	03:10:42:30	07:06:04:19	

Unit Issue Trend Analysis Inquiry (Warehouse) <span>Grid Options</span>									
Warehouse ↑	Issue Count	Head Count	New	In Process	Picking	Partially Staged	Fully Staged	Total	
▶ ATLANTA	26	2	00:01:29:58	00:01:39:27	00:00:01:54	00:00:00:41	00:10:12:41	00:13:24:41	
▶ CLEVELAND	12	1	00:00:19:53	00:00:04:26	00:00:02:43	00:00:00:00	04:16:12:12	04:16:39:14	
▶ COLUMBUS	78	3	00:16:26:30	04:13:21:57	02:10:23:22	00:00:00:29	06:02:46:04	13:18:58:22	
▶ DISA MEADE	14	5	00:00:18:45	00:00:19:11	00:00:06:17	00:00:00:47	00:00:03:44	00:00:48:44	
▶ MIAMI	1	1	00:00:01:46	00:00:03:08	00:00:00:21	00:00:00:00	00:00:00:55	00:00:06:10	
▶ TAMPA	28	14	00:00:57:13	00:00:16:10	00:00:54:02	00:00:00:21	00:03:12:39	00:05:20:25	

Page 1 of 1 50 items per page 1 - 6 of 6 items

4. Select . The Detail Results Grid appears.

Unit Issue Trend Analysis Inquiry (Warehouse) <span>Grid Options</span>									
Warehouse ↑	Issue Count	Head Count	New	In Process	Picking	Partially Staged	Fully Staged	Total	
▶ ATLANTA	26	2	00:01:29:58	00:01:39:27	00:00:01:54	00:00:00:41	00:10:12:41	00:13:24:41	
▶ CLEVELAND	12	1	00:00:19:53	00:00:04:26	00:00:02:43	00:00:00:00	04:16:12:12	04:16:39:14	
▶ COLUMBUS	78	3	00:16:26:30	04:13:21:57	02:10:23:22	00:00:00:29	06:02:46:04	13:18:58:22	
▶ DISA MEADE	14	5	00:00:18:45	00:00:19:11	00:00:06:17	00:00:00:47	00:00:03:44	00:00:48:44	
▶ MIAMI	1	1	00:00:01:46	00:00:03:08	00:00:00:21	00:00:00:00	00:00:00:55	00:00:06:10	

Unit Issue Trend Analysis Inquiry (Detail) <span>Grid Options</span>									
Request Nbr ↑	Head Count	Created Date	Issued Date	New	In Process	Picking	Partially Staged	Fully Staged	Total
MIAUI2019042000001	1	02/11/2019 12:43:08 PM	02/11/2019 12:47:08 PM	00:00:01:46	00:00:03:08	00:00:00:21	00:00:00:00	00:00:00:55	00:00:06:10

Page 1 of 1 50 items per page 1 - 1 of 1 items

▶ TAMPA	28	14	00:00:57:13	00:00:16:10	00:00:54:02	00:00:00:21	00:03:12:39	00:05:20:25	
---------	----	----	-------------	-------------	-------------	-------------	-------------	-------------	--

Page 1 of 1 50 items per page 1 - 6 of 6 items

