



## Search for a Unit Issue Trend Analysis

### Overview


The Warehouse Management module Unit Issue Trend Analysis Inquiry process provides the ability to view the metrics on the Unit Issue process.

### Navigation

Inquiries > Unit Issue > Unit Issue Trend Analysis > Unit Issue Trend Analysis page

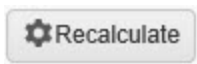
### Procedures

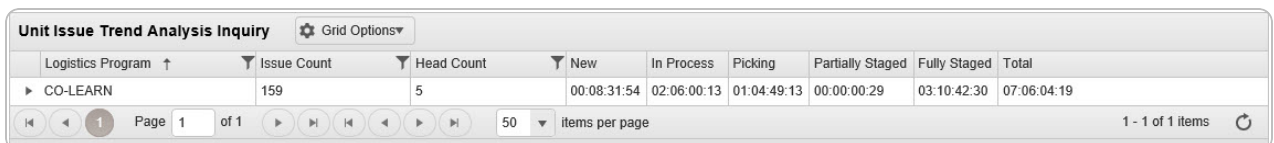
#### Search for a Unit Issue Trend Analysis

One or more of the Search Criteria fields can be entered to isolate the results. By default, all results are displayed. Selecting  at any point of this procedure returns all fields to the default "All" setting.

- In the Search Criteria section, narrow the results by entering one or more of the following optional fields.



- Select . Results appear in the Search Results grid.



Logistics Program	Issue Count	Head Count	New	In Process	Picking	Partially Staged	Fully Staged	Total
CO-LEARN	159	5	00:08:31:54	02:06:00:13	01:04:49:13	00:00:00:29	03:10:42:30	07:06:04:19

- Select . The Warehouse Results Grid appears.





# Help Reference Guide

**Unit Issue Trend Analysis Inquiry** Grid Options

Logistics Program	Issue Count	Head Count	New	In Process	Picking	Partially Staged	Fully Staged	Total
CO-LEARN	159	5	00:08:31:54	02:06:00:13	01:04:49:13	00:00:00:29	03:10:42:30	07:06:04:19

**Unit Issue Trend Analysis Inquiry (Warehouse)** Grid Options

Warehouse	Issue Count	Head Count	New	In Process	Picking	Partially Staged	Fully Staged	Total
ATLANTA	26	2	00:01:29:58	00:01:39:27	00:00:01:54	00:00:00:41	00:10:12:41	00:13:24:41
CLEVELAND	12	1	00:00:19:53	00:00:04:26	00:00:02:43	00:00:00:00	04:16:12:12	04:16:39:14
COLUMBUS	78	3	00:16:26:30	04:13:21:57	02:10:23:22	00:00:00:29	06:02:46:04	13:18:58:22
DISA MEADE	14	5	00:00:18:45	00:00:19:11	00:00:06:17	00:00:00:47	00:00:03:44	00:00:48:44
MIAMI	1	1	00:00:01:46	00:00:03:08	00:00:00:21	00:00:00:00	00:00:00:55	00:00:06:10
TAMPA	28	14	00:00:57:13	00:00:16:10	00:00:54:02	00:00:00:21	00:03:12:39	00:05:20:25

Page 1 of 1 | 50 items per page | 1 - 6 of 6 items

4. Select . The Detail Results Grid appears.

**Unit Issue Trend Analysis Inquiry (Warehouse)** Grid Options

Warehouse	Issue Count	Head Count	New	In Process	Picking	Partially Staged	Fully Staged	Total
ATLANTA	26	2	00:01:29:58	00:01:39:27	00:00:01:54	00:00:00:41	00:10:12:41	00:13:24:41
CLEVELAND	12	1	00:00:19:53	00:00:04:26	00:00:02:43	00:00:00:00	04:16:12:12	04:16:39:14
COLUMBUS	78	3	00:16:26:30	04:13:21:57	02:10:23:22	00:00:00:29	06:02:46:04	13:18:58:22
DISA MEADE	14	5	00:00:18:45	00:00:19:11	00:00:06:17	00:00:00:47	00:00:03:44	00:00:48:44
MIAMI	1	1	00:00:01:46	00:00:03:08	00:00:00:21	00:00:00:00	00:00:00:55	00:00:06:10

**Unit Issue Trend Analysis Inquiry (Detail)** Grid Options

Request Nbr	Head Count	Created Date	Issued Date	New	In Process	Picking	Partially Staged	Fully Staged	Total
MIAUI2019042000001	1	02/11/2019 12:43:08 PM	02/11/2019 12:47:08 PM	00:00:01:46	00:00:03:08	00:00:00:21	00:00:00:00	00:00:00:55	00:00:06:10

Page 1 of 1 | 50 items per page | 1 - 1 of 1 items

TAMPA | 28 | 14 | 00:00:57:13 | 00:00:16:10 | 00:00:54:02 | 00:00:00:21 | 00:03:12:39 | 00:05:20:25

Page 1 of 1 | 50 items per page | 1 - 6 of 6 items

