



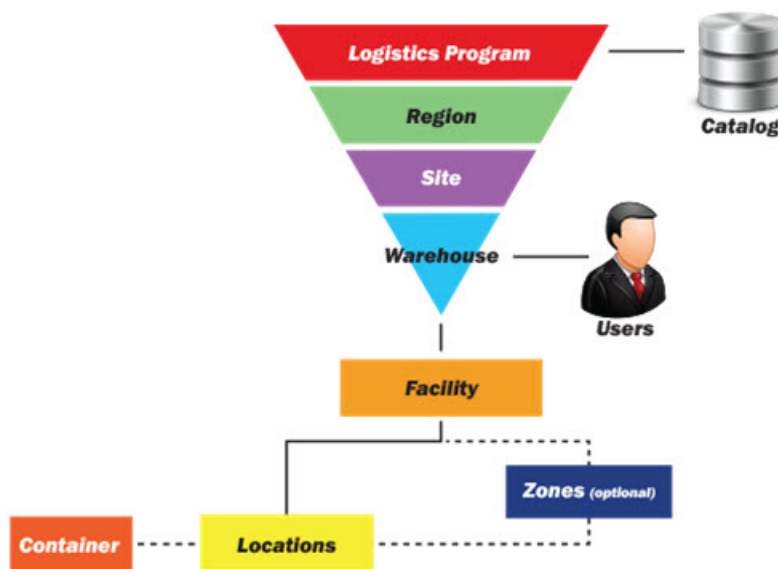
Logistics Program

Overview

The Warehouse Management module Logistics Program process begins to create a logical structure for the warehousing resources. The Logistics process:

- Inquire about available Logistics Program
- Update a Logistics Program

The diagram illustrates the hierarchy defining the Warehouse Management Module. The items listed in the pyramid (Logistics Program, Region, Site and Warehouse) are all created by the **ELMS User Account Management** team. Facilities are created and maintained by ELMS users. The Warehouse Catalog (where the Warehouse's stock number information is stored) is associated at the Logistics Program Level (the highest level of the pyramid). This allows all Warehouses under the Logistics Program to share a common Catalog. Users are associated at the Warehouse level. Users are assigned roles according to the needed access in each Warehouse. Users may have access to multiple Warehouses.



Once created by the Warehouse Management Module User Account Management team, an inquiry can be viewed to find what Logistics Programs are available and which can be updated depending on what your role allows.



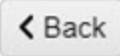


Navigation


MASTER DATA MGMT > Logistics Program > Logistics Program page

Procedures

Navigate the Logistics Program Hierarchy

Selecting  retains all information and returns to the previous page. **Bold** numbered steps are required.


1. Select . The Logistics Program grid appears on the left.



2. The Logistics Program Search Results appears on the right.

Home

Logistics Program

 Grid Options ▾

Logistics Program Name ↑	Logistics Program Desc	Contact Point	Phone Nbr	DSN Nbr	Fax Nbr	Email Address
CO-LEARN	CO-LEARN WAREHOUSE	Larry Pryor	7035558713			larry.pryor@wdc.mil

⏪

⏩

1

⏪

⏩

⏪

⏩

⏪

⏩

50 ▾

items per page

1 - 1 of 1 items

⏪ Back

3. Select the Logistics Program Name hyperlink. The **Region** appears in the Search Results grid.

