

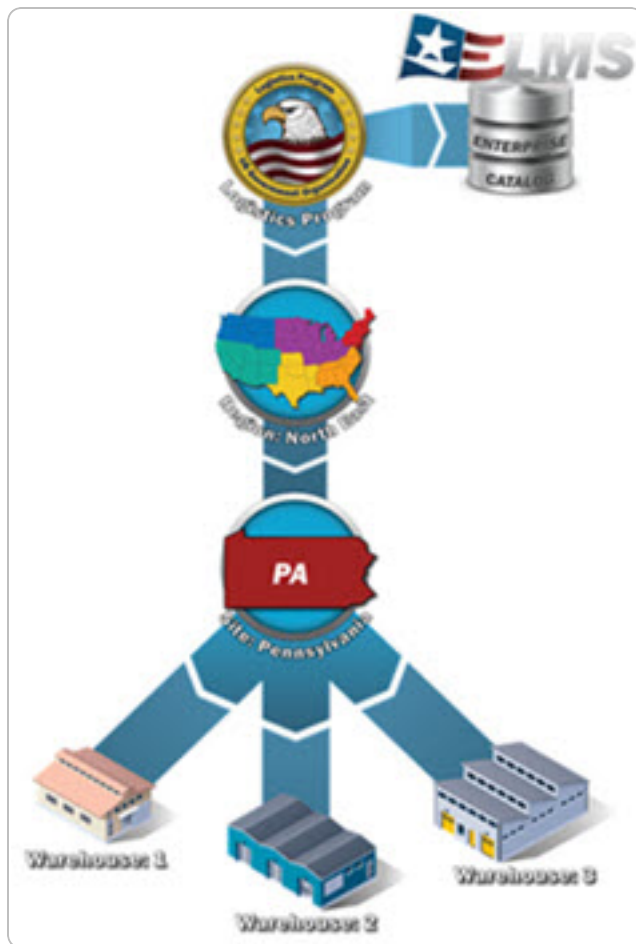


Logistics Program

Overview

The Warehouse Management module Logistics Program process creates the top of a logical structure for the warehousing resources.

The diagram illustrates the hierarchy defining the Warehouse Management Module. The items listed (Logistics Program, Region, Site and Warehouse) are all created by the **ELMS User Account Management** team. The Enterprise Catalog (where the stock number information is stored) is associated at the Logistics Program Level. This allows all Warehouses under the Logistics Program to share a common Catalog.



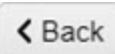


Navigation


MASTER DATA MGMT > Logistics Program > Logistics Program page

Procedures

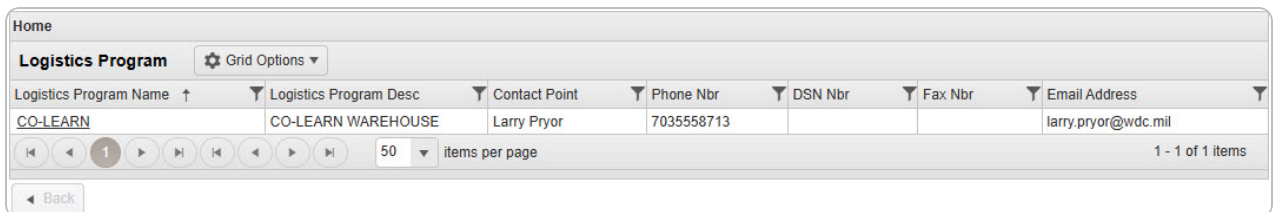
Navigate the Logistics Program Hierarchy

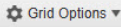
Selecting  retains all information and returns to the previous page. **Bold** numbered steps are required.







1. Select . The Logistics Program grid appears on the left.




2. The Logistics Program Search Results appears on the right.



Home						
Logistics Program 						
Logistics Program Name ↑	Logistics Program Desc	Contact Point	Phone Nbr	DSN Nbr	Fax Nbr	Email Address
<u>CO-LEARN</u>	CO-LEARN WAREHOUSE	Larry Pryor	7035558713			larry.pryor@wdc.mil

Navigation:    **1**    50 items per page 1 - 1 of 1 items



3. Select the Logistics Program Name hyperlink. The **Region** appears in the Search Results grid.

