



Allocation Management

Overview


The Warehouse Management module Allocation Management process provides the ability to view the allocations that exist against assets within the warehouse.

Navigation

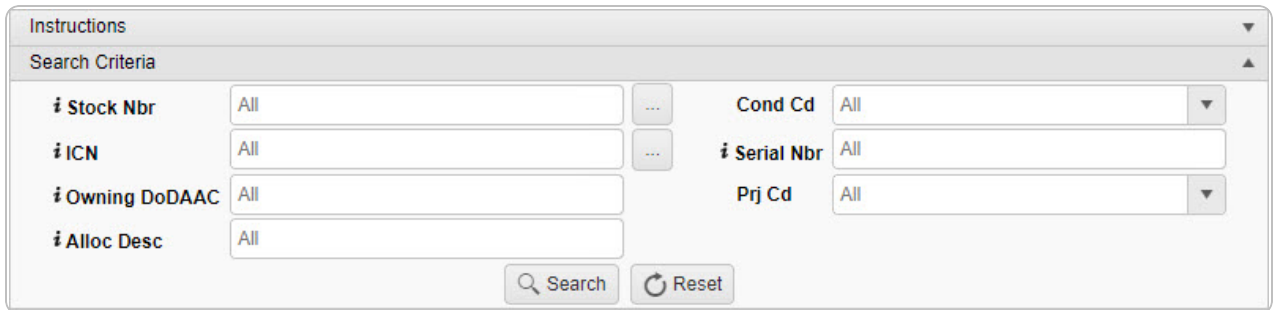
Material MGMT > Allocation MGMT > Allocation MGMT page

Procedures

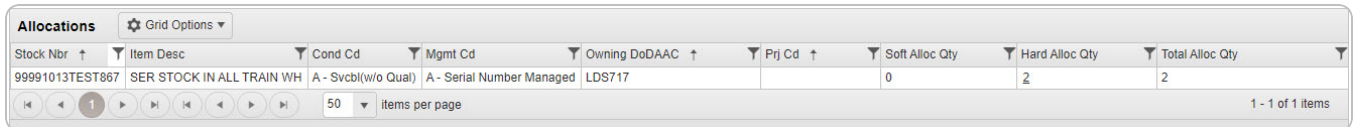
Search for an Allocation

One or more of the Search Criteria fields can be entered to isolate the results. By default, all results are displayed. Selecting  at any point of this procedure returns all fields to the default "All" setting.

1. In the Search Criteria box, narrow the results by entering one or more of the following optional fields.



2. Select . The results display in the Allocations grid.



Stock Nbr	Item Desc	Cond Cd	Mgmt Cd	Owning DoDAAC	Prj Cd	Soft Alloc Qty	Hard Alloc Qty	Total Alloc Qty
99991013TEST867	SER STOCK IN ALL TRAIN WH	A - Svcbl(w/o Qual)	A - Serial Number Managed	LDS717		0	2	2





View Allocation Details

Select the **SOFT ALLOC QTY** or **HARD ALLOC QTY** hyperlink to view the allocation details.
*The **Allocation Detail** pop-up displays.*

Allocation Details									
Hard Allocations Grid Options									
Stock Nbr	Item Desc	Cond Cd	Owning DoDAAC	Prj Cd	ICN	Serial Nbr	Alloc Desc	Hard Alloc Qty	Date Added
99991013TEST867	SER STOCK IN ALL TRAIN WH	A	LDS717		A0000000000001135484	F2DEEF1DDD494912B4A430B2E16923	Allocations for In Transit, Document Nbr - LD071741700400	1	06/18/2024 2:15:58 PM
99991013TEST867	SER STOCK IN ALL TRAIN WH	A	LDS717		A0000000000001135485	C210F8940263440EA56C4E97B76E39	Allocations for Disposition, Document Nbr - LD071741701201	1	06/18/2024 2:28:29 PM

50 items per page | 1 - 2 of 2 items

