



UII/PRFID Association

Overview


The Warehouse Management module UII/PRFID Association process provides the ability to associate UII and PRFID identifiers to their inventory.

Navigation

MATERIEL MGMT > Inventory Update > UII/PRFID Assoc > UII/PRFID Association page

Procedures



Search for a UII/PRFID Association

One or more of the Search Criteria fields can be entered to isolate the results. By default, all results are displayed. Selecting  at any point of this procedure returns all fields to the default "All" setting.

1. In the Search Criteria box, narrow the results by entering one of the following optional fields.

Search Criteria

RFID	<input type="text"/>	UII	<input type="text"/>
Stock Nbr	<input type="text"/>	ICN	<input type="text"/>
Item Desc	<input type="text"/>	Serial Nbr	<input type="text"/>
Mgmt Cd	<input type="text" value="A - Serialized"/>		



2. Select . The Search Results display in the grid below.





Help Reference Guide

Search Results

Options ▾

+ Add UII/pRFID Associations

<input type="checkbox"/>	RFID	UII	Stock Nbr	Item Desc	ICN	Serial Nbr	Mgmt Cd
<input type="checkbox"/>	2F24D39383335330000029B9	--	8430015365415	AFS OVERBOOT, M	B0000000000007007446	--	--
<input type="checkbox"/>	2F24D393833353300016EE05	--	8430015365415	AFS OVERBOOT, M	B0000000000007007466	--	--
<input type="checkbox"/>	2F24D39383433380000029C0	--	8430015365415	AFS OVERBOOT, M	B0000000000007007453	--	--

Selected 0/5



10

Items per page



1 - 5 of 5 Items






Add UII/pRFID Associations

Navigation

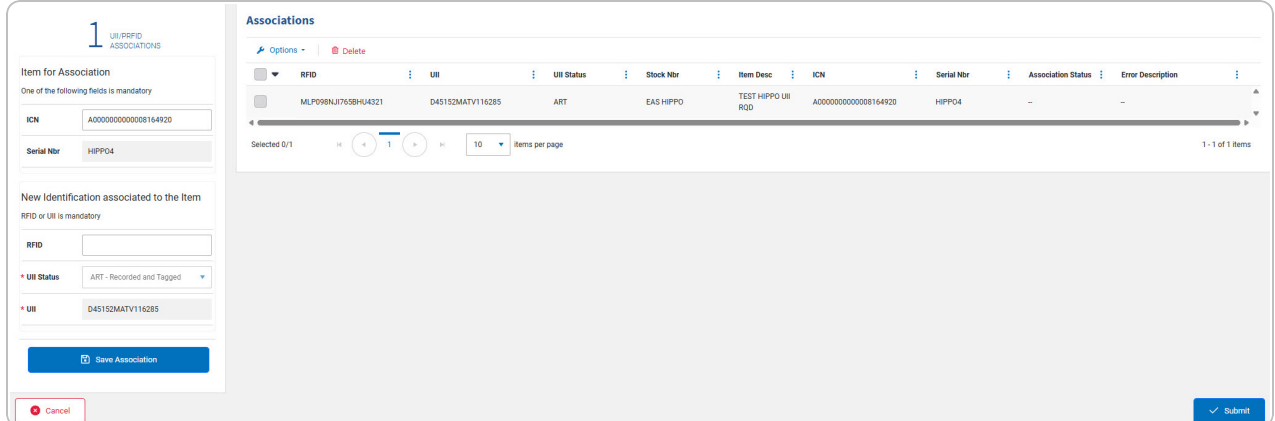
MATERIEL MGMT > Inventory Update > UII/pRFID Assoc >  Search > ☐ (desired record) >  > UII/pRFID Associations page


Procedures

Add UII/pRFID Associations

Selecting  at any point of this procedure removes all revisions and closes the page. **Bold** numbered steps are required.

1. Select . The **Add UII/pRFID Associations** page appears.



- A. Enter the ICN in the field provided. *This is a 20 alphanumeric character field.*
- B. Enter the RFID in the field provided. *This is a 255 alphanumeric character field.*
- C. Select . The entry from the UII/pRFID Associations panel moves to the Associations grid.

